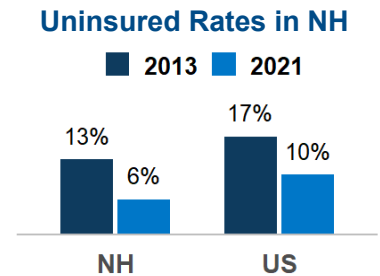
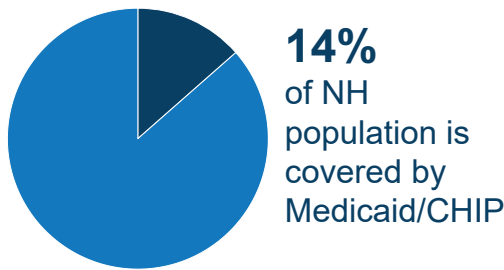
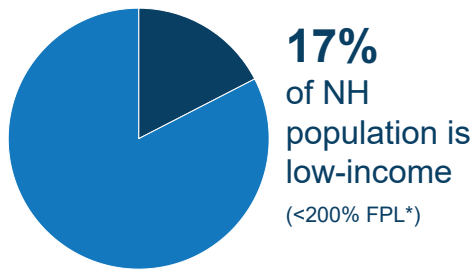


## 251,681 enrolled in NH Medicaid

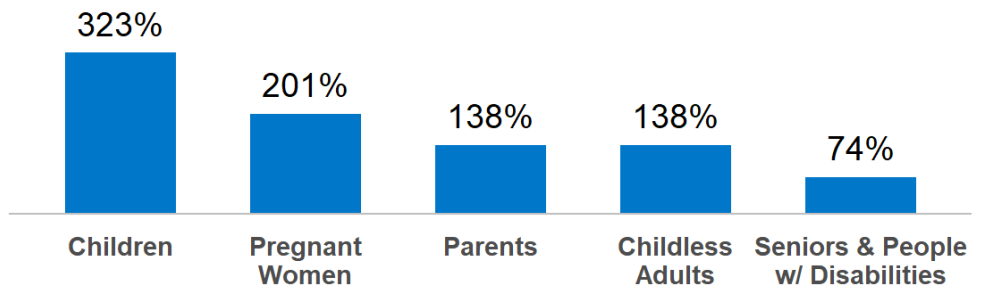


### NH Expansion Status:

**Adopted**

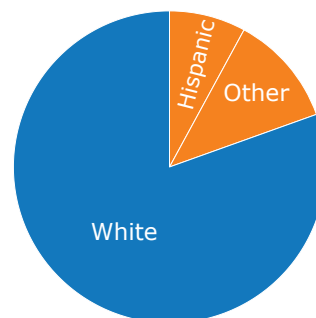
**Adults in  
Expansion Group:  
92,000**

### Eligibility Levels as a % of FPL\*



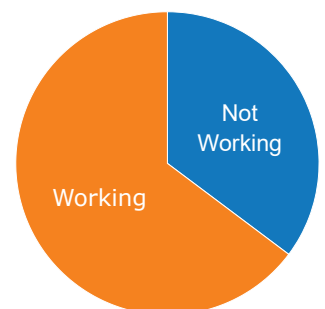
\*100% of Federal Poverty Level (FPL): \$24,860 for a family of three; \$14,580 for an individual

### In NH, Medicaid Covers:

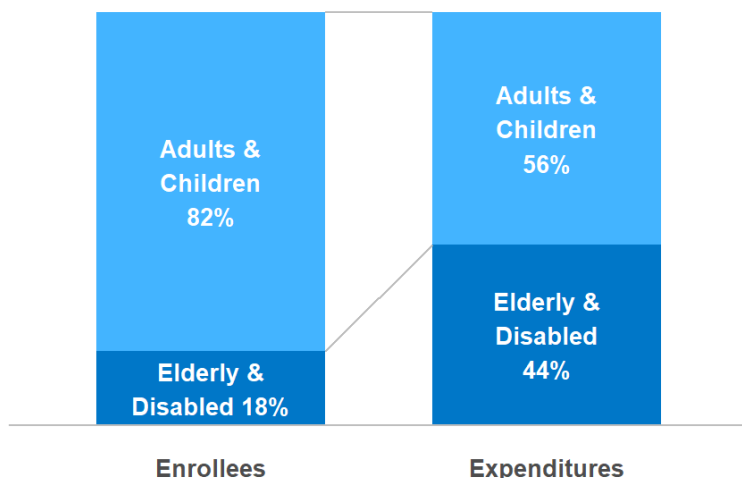


**20%**  
of non-elderly  
Medicaid enrollees  
in NH are people of  
color

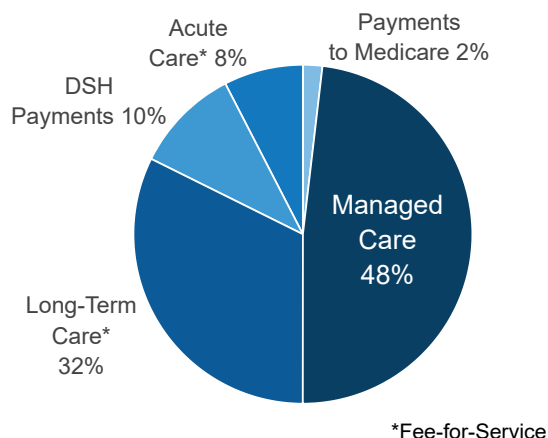
**65%**  
of adults in NH on  
Medicaid are  
working



## Medicaid Enrollees & Expenditures in NH



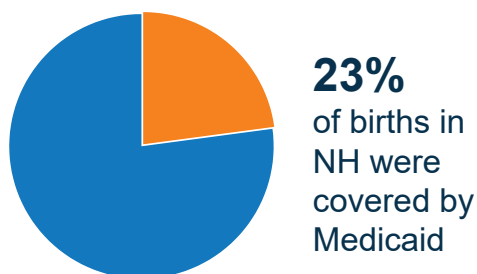
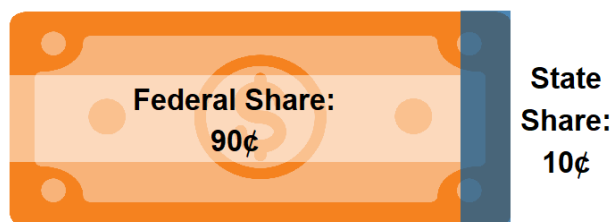
## Total NH Medicaid Spending by Service: \$2.4 billion



In NH, the federal government pays **50%** of the cost of traditional Medicaid plus a 5 percentage point increase tied to the unwinding of the continuous enrollment provision that phases down and ends on December 31st, 2023



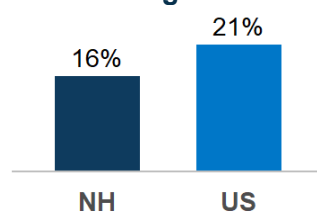
The federal government pays **90%** of the cost of the Medicaid expansion



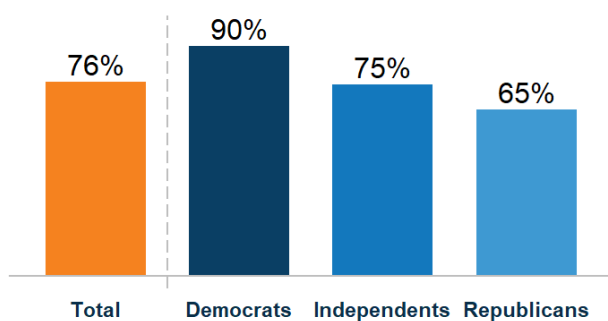
New Hampshire **has not implemented** the Medicaid 12-month postpartum coverage extension

New Hampshire **does not provide** 12-months of continuous Medicaid eligibility for children

## Medicaid Coverage of Women Ages 15–49



## National Share of Those that Hold Favorable Views of Medicaid



## National Access Measures

