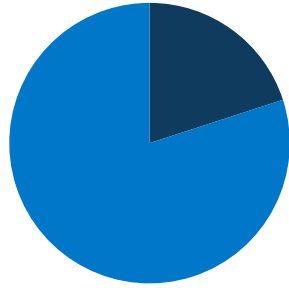
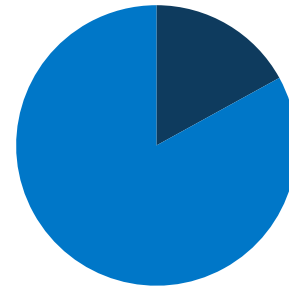


8.8 million
total NJ population



20%
of NJ population is low-income (<200% FPL)



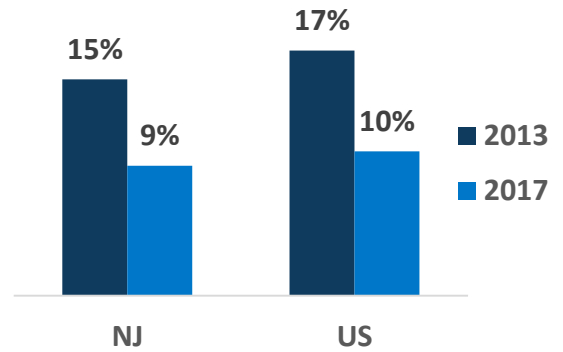
17%
of NJ population is covered by Medicaid/CHIP

NJ Expansion Status:
Adopted

Adults in Expansion Group:
580,200



Uninsured Rates



In NJ, Medicaid Covers:



1 in 8 adults, ages 19-64



1 in 3 children



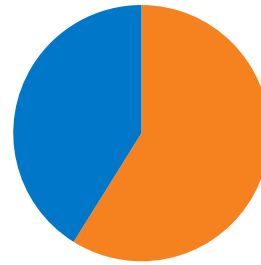
5 in 9 nursing home residents



1 in 3 individuals with disabilities

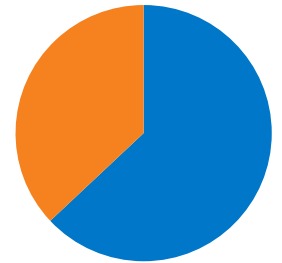


1 in 7 Medicare beneficiaries



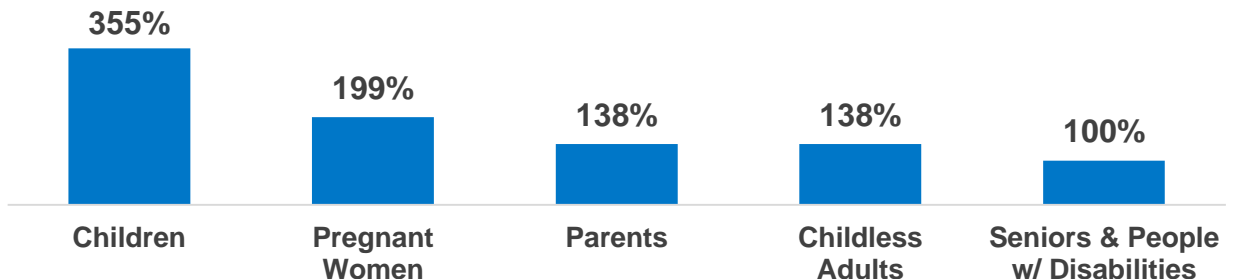
59%
of adult Medicaid enrollees are working in NJ

37%
of children with special health care needs are covered by Medicaid in NJ

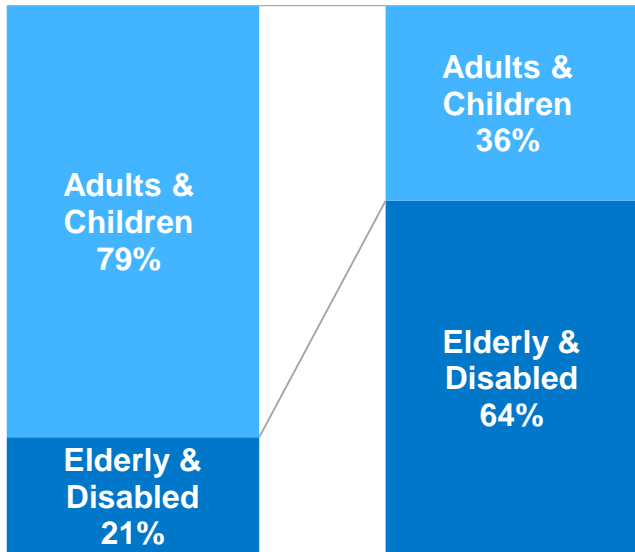


100% of FPL: \$21,330 for a family of three; \$12,490 for an individual

NJ Eligibility Levels (as a % of FPL)



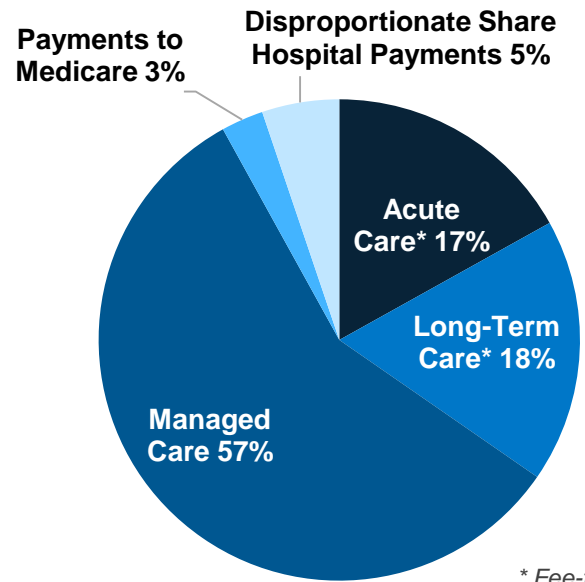
NJ Medicaid Enrollees & Expenditures



Enrollees

Expenditures

Total NJ Medicaid Spending by Service: \$15.0 Billion



* Fee-for-Service

Nationally Medicaid Pays For:

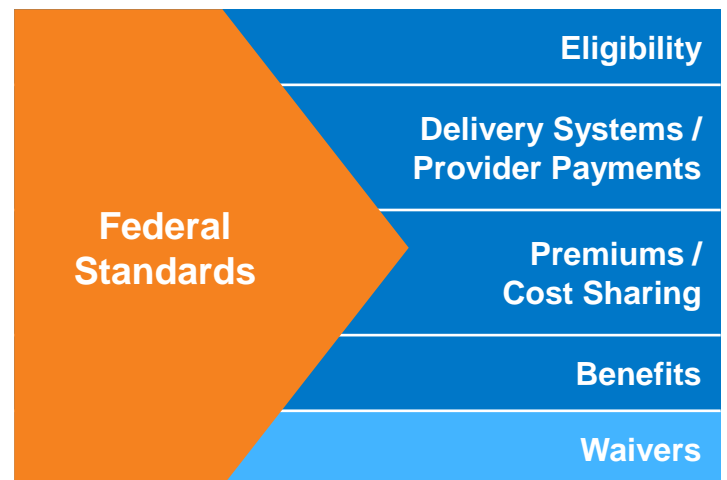


1 in 6 dollars in the health care system

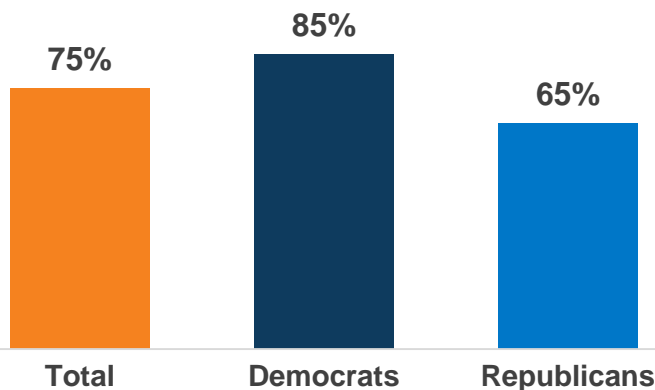


1 in 2 dollars on long-term services and supports

States Have Flexibility in Their Medicaid Design



National Share of Those that Hold Favorable Views of Medicaid



National Access & Satisfaction Measures

