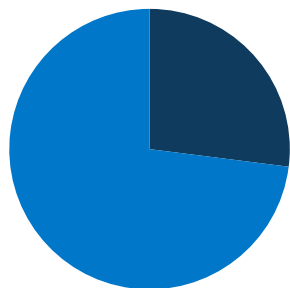
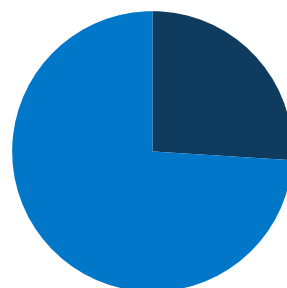


**19.3 million**  
total NY population



**27%**  
of NY population is low-income (<200% FPL)



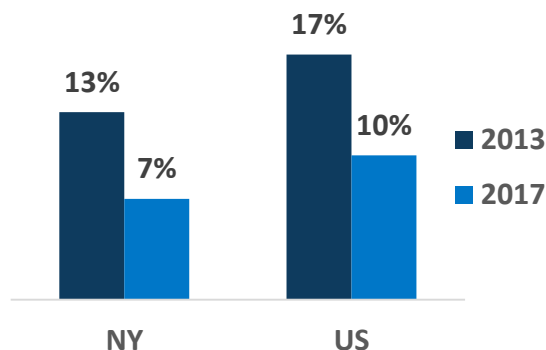
**26%**  
of NY population is covered by Medicaid/CHIP

**NY Expansion Status:**  
*Adopted*

**Adults in Expansion Group:**  
**3,506,700**



## Uninsured Rates



## In NY, Medicaid Covers:



**2 in 9 adults,**  
ages 19-64



**2 in 5 children**



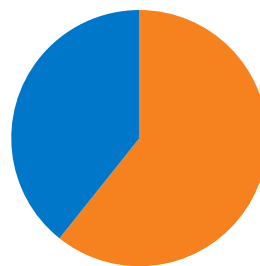
**5 in 8 nursing home residents**



**4 in 9 individuals with disabilities**

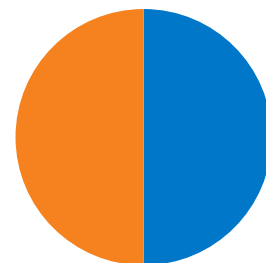


**1 in 4 Medicare beneficiaries**



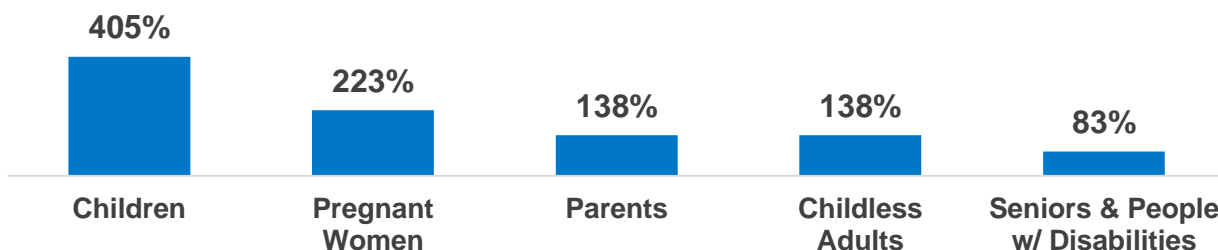
**61%**  
of adult Medicaid enrollees are working in NY

**50%**  
of children with special health care needs are covered by Medicaid in NY

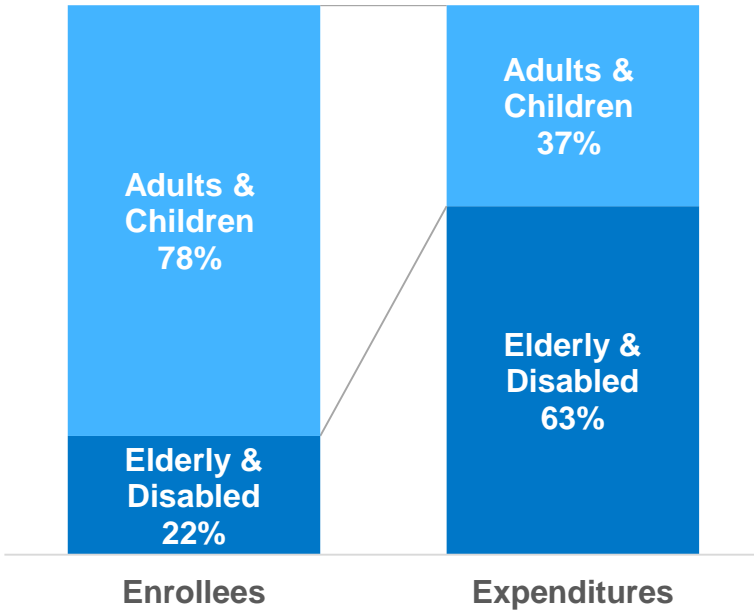


**100% of FPL:** \$21,330 for a family of three; \$12,490 for an individual

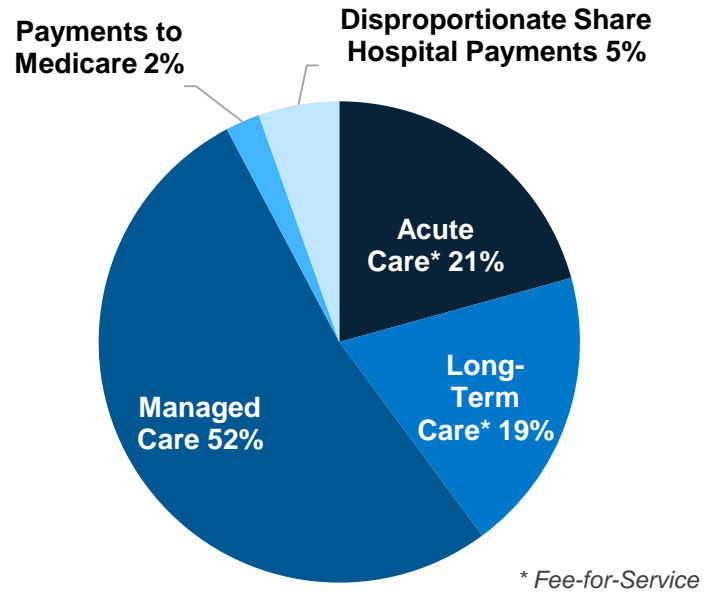
## NY Eligibility Levels (as a % of FPL)



## NY Medicaid Enrollees & Expenditures



## Total NY Medicaid Spending by Service: \$74.8 Billion



## Nationally Medicaid Pays For:

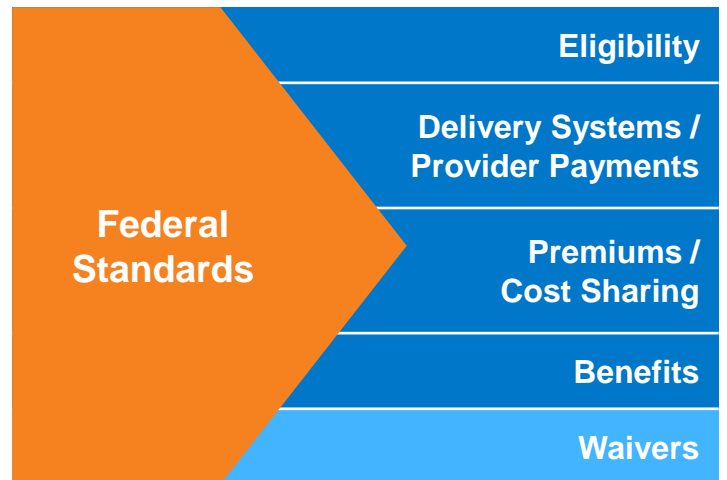


1 in 6 dollars in the health care system

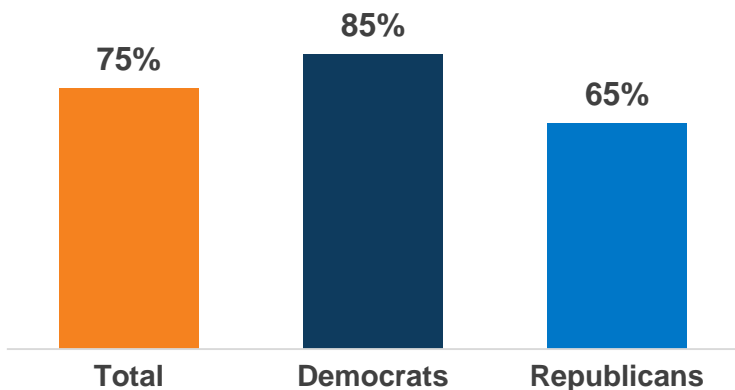


1 in 2 dollars on long-term services and supports

## States Have Flexibility in Their Medicaid Design



## National Share of Those that Hold Favorable Views of Medicaid



## National Access & Satisfaction Measures

