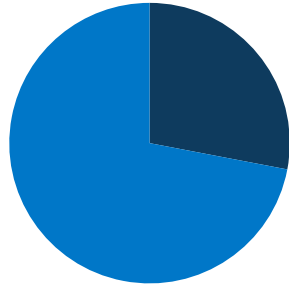
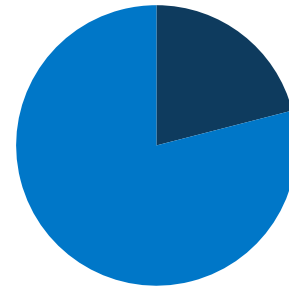


**11.3 million**  
total OH population



**28%**  
of OH population is low-income (<200% FPL)



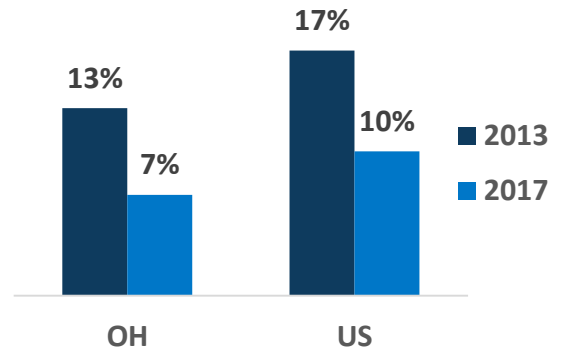
**21%**  
of OH population is covered by Medicaid/CHIP

**OH Expansion Status:**  
*Adopted*

**Adults in Expansion Group:**  
**717,100**



## Uninsured Rates



## In OH, Medicaid Covers:



**1 in 6 adults,**  
ages 19-64



**3 in 8 children**



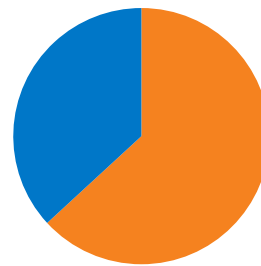
**3 in 5 nursing home residents**



**1 in 3 individuals with disabilities**

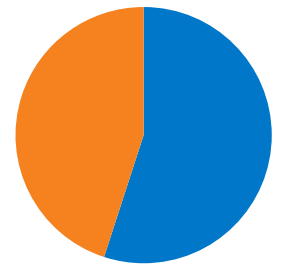


**1 in 6 Medicare beneficiaries**



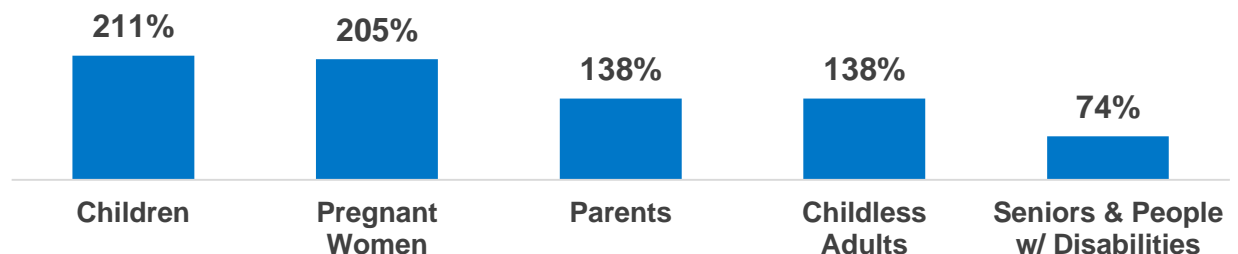
**63%**  
of adult Medicaid enrollees are working in OH

**45%**  
of children with special health care needs are covered by Medicaid in OH

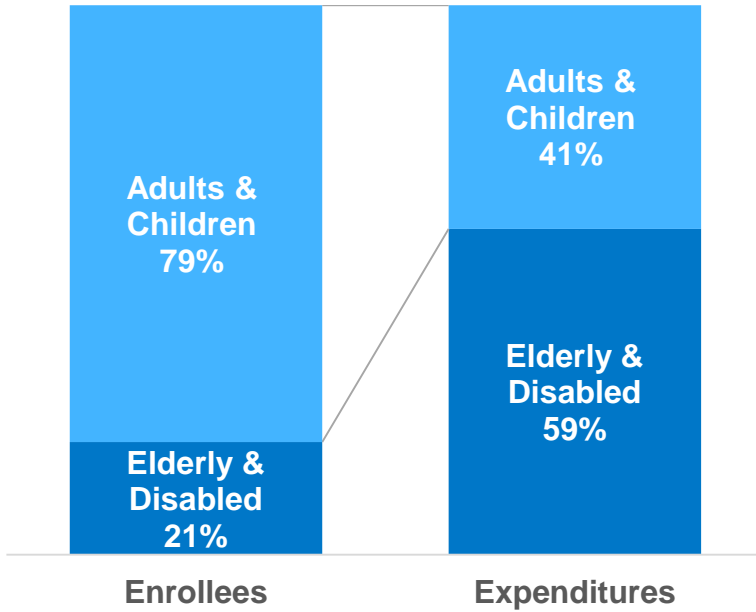


100% of FPL: \$21,330 for a family of three; \$12,490 for an individual

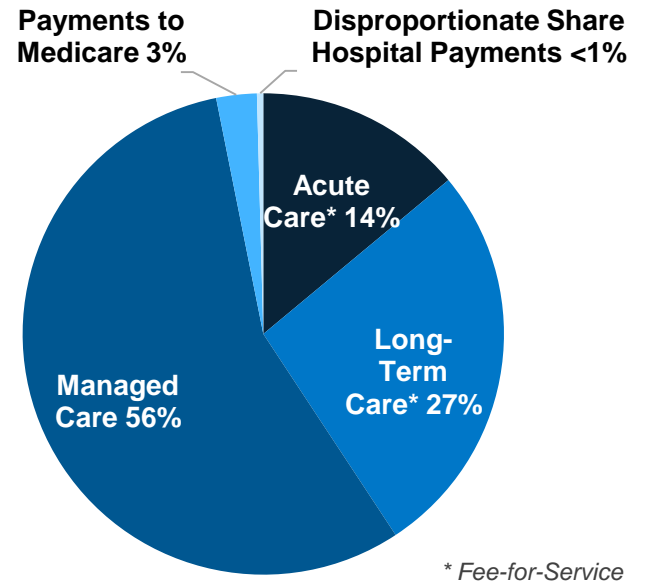
## OH Eligibility Levels (as a % of FPL)



## OH Medicaid Enrollees & Expenditures



## Total OH Medicaid Spending by Service: \$21.9 Billion



## Nationally Medicaid Pays For:

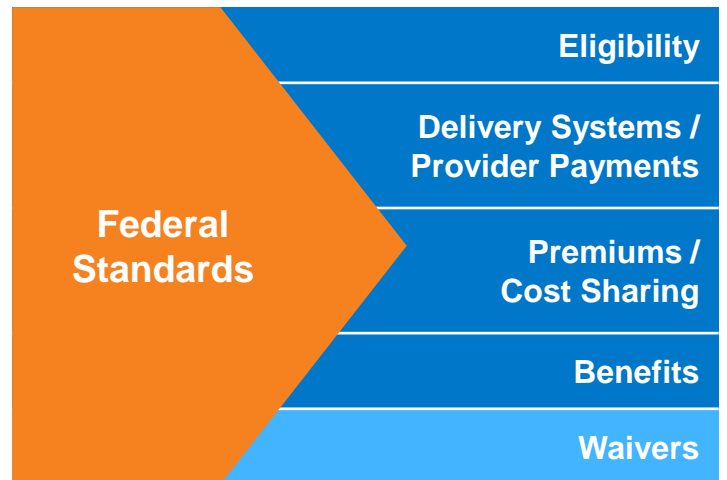


1 in 6 dollars in the health care system

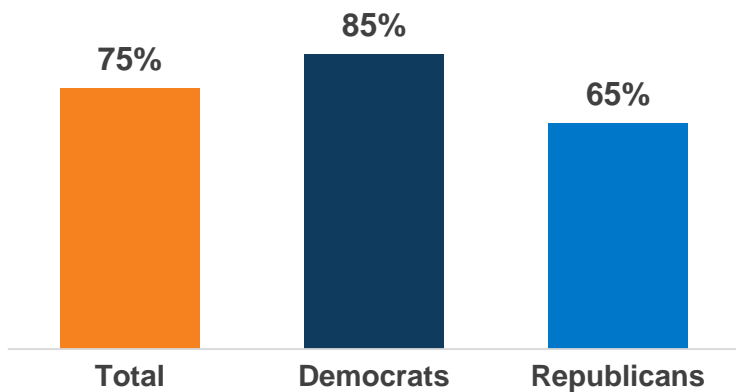


1 in 2 dollars on long-term services and supports

## States Have Flexibility in Their Medicaid Design



## National Share of Those that Hold Favorable Views of Medicaid



## National Access & Satisfaction Measures

