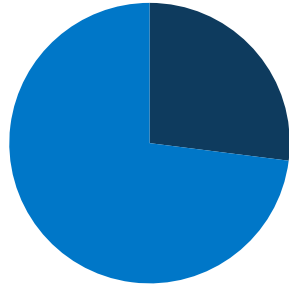
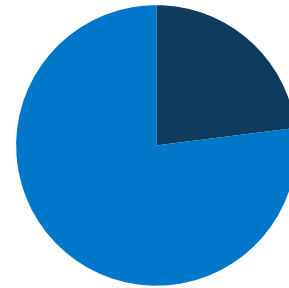


**4.1 million**  
total OR population



**27%**  
of OR  
population is  
low-income  
(<200% FPL)



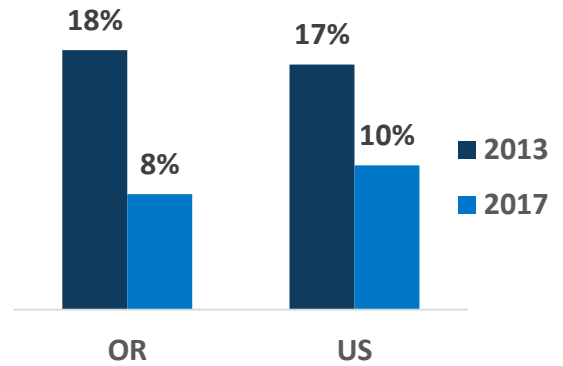
**23%**  
of OR  
population is  
covered by  
Medicaid/CHIP

**OR Expansion  
Status:  
Adopted**

**Adults in  
Expansion Group:  
499,000**



## Uninsured Rates



## In OR, Medicaid Covers:



**1 in 5 adults,**  
ages 19-64



**2 in 5 children**



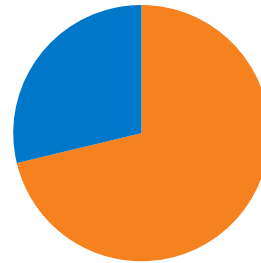
**4 in 7 nursing  
home residents**



**3 in 8 individuals  
with disabilities**



**1 in 6 Medicare  
beneficiaries**



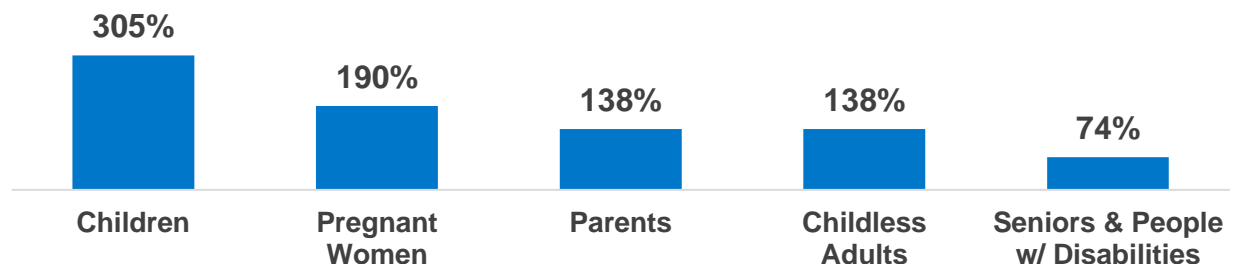
**71%**  
of adult Medicaid  
enrollees are working  
in OR

**49%**  
of children with special  
health care needs are  
covered by Medicaid in OR

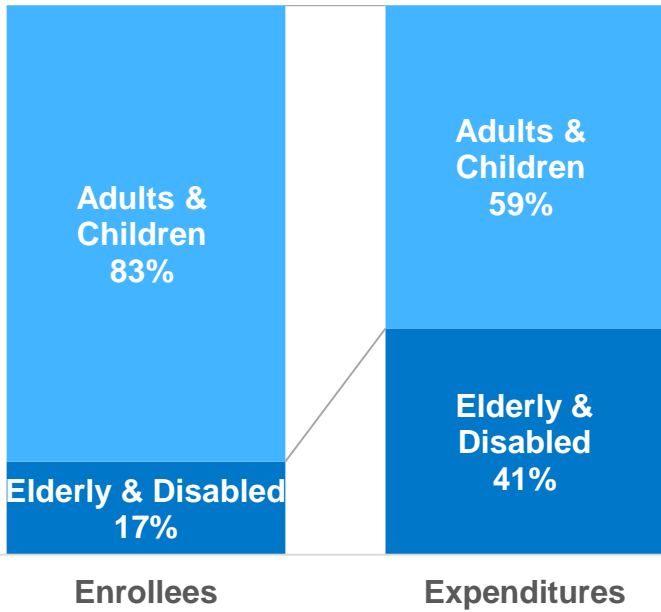


100% of FPL: \$21,330 for a family of three; \$12,490 for an individual

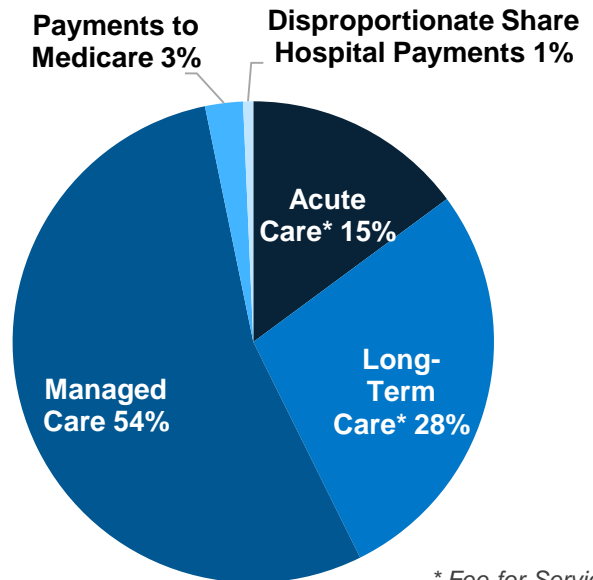
## OR Eligibility Levels (as a % of FPL)



## OR Medicaid Enrollees & Expenditures



## Total OR Medicaid Spending by Service: \$8.9 Billion



## Nationally Medicaid Pays For:

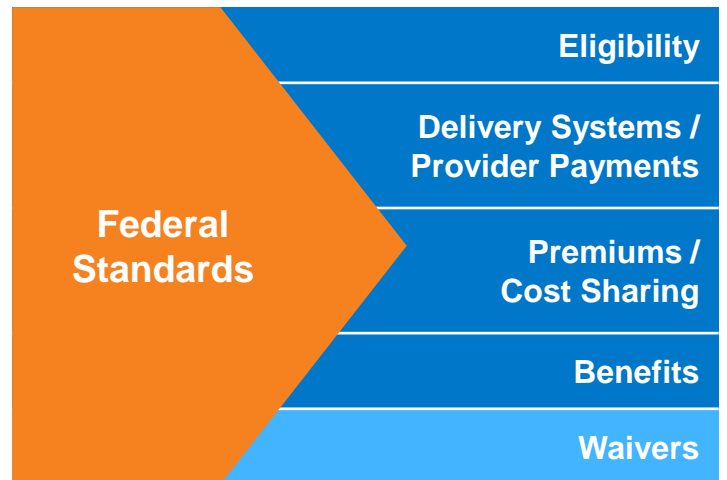


1 in 6 dollars in the health care system

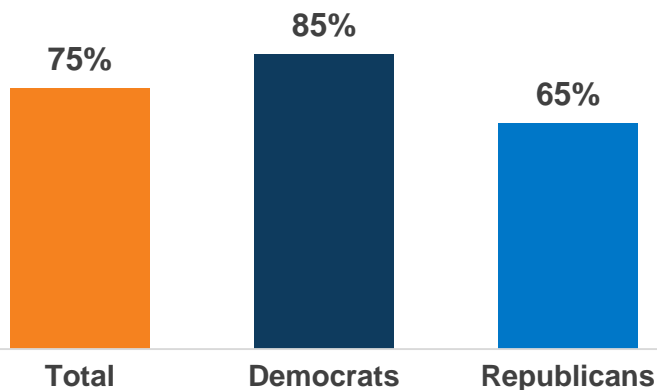


1 in 2 dollars on long-term services and supports

## States Have Flexibility in Their Medicaid Design



## National Share of Those that Hold Favorable Views of Medicaid



## National Access & Satisfaction Measures

