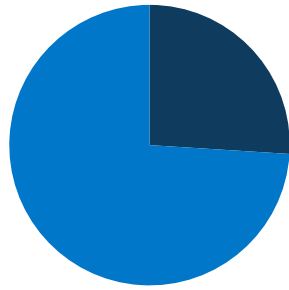
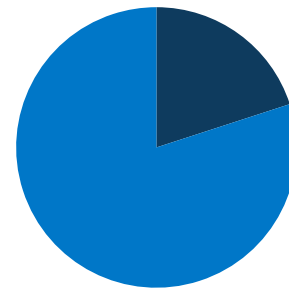


**12.4 million**  
total PA population



**26%**  
of PA population is low-income (<200% FPL)



**20%**  
of PA population is covered by Medicaid/CHIP

## PA Expansion

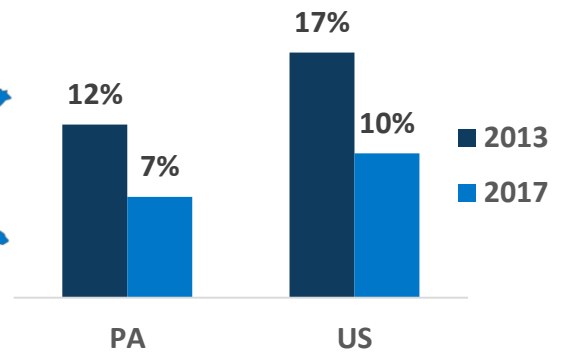
Status:

*Adopted*

Adults in Expansion Group:  
**800,900**



## Uninsured Rates



## In PA, Medicaid Covers:



**1 in 6 adults,**  
ages 19-64



**1 in 3 children**



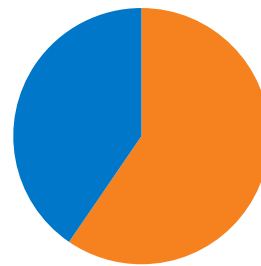
**2 in 3 nursing home residents**



**2 in 5 individuals with disabilities**

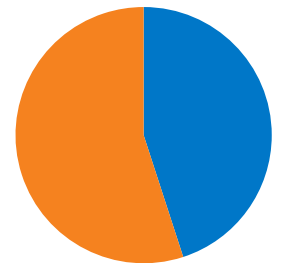


**1 in 6 Medicare beneficiaries**



**60%**  
of adult Medicaid enrollees are working in PA

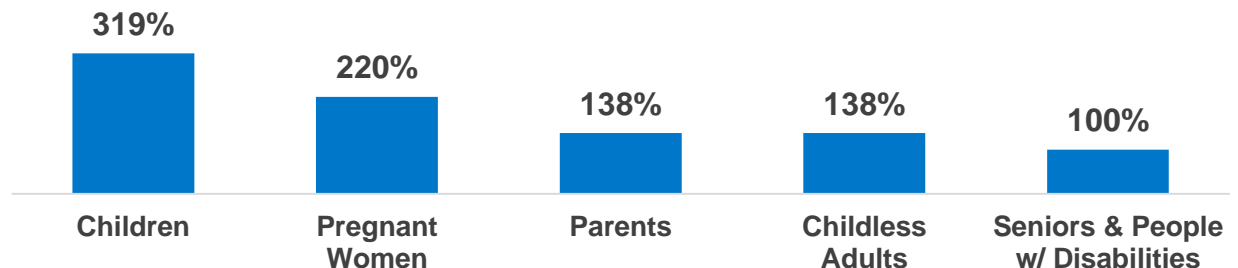
**55%**  
of children with special health care needs are covered by Medicaid in PA



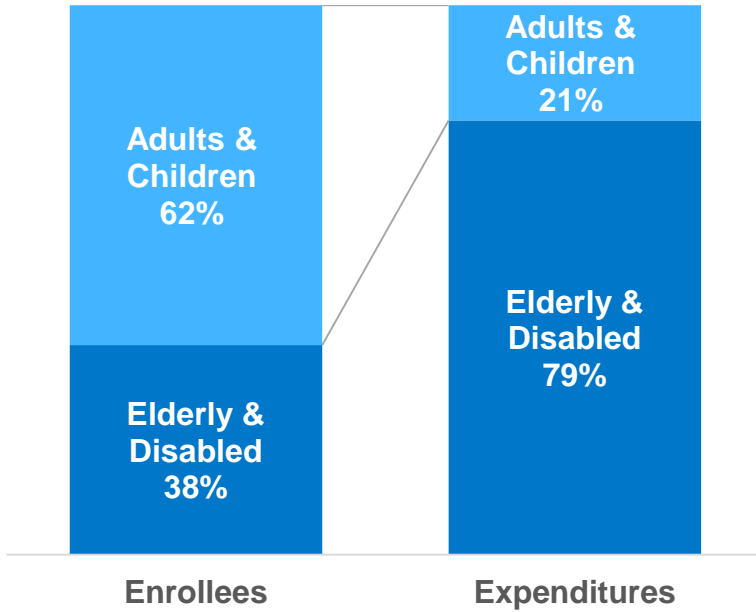
100% of FPL: \$21,330 for a family of three; \$12,490 for an individual

## PA Eligibility Levels

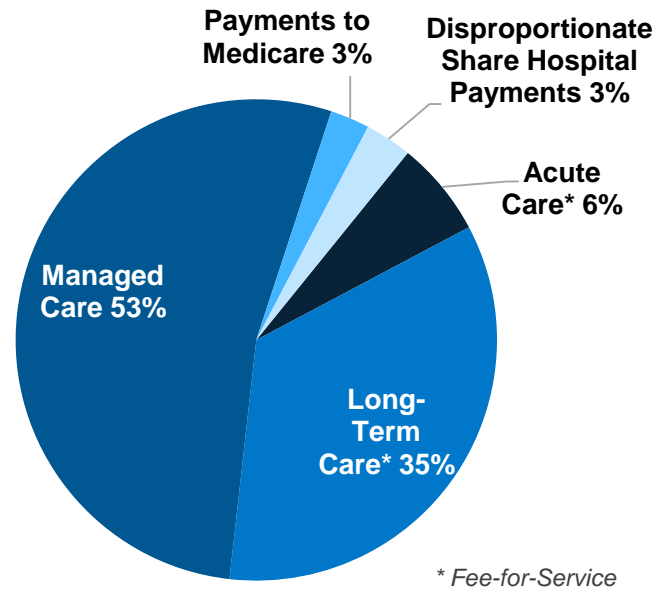
(as a % of FPL)



## PA Medicaid Enrollees & Expenditures



## Total PA Medicaid Spending by Service: \$30.0 Billion



## Nationally Medicaid Pays For:

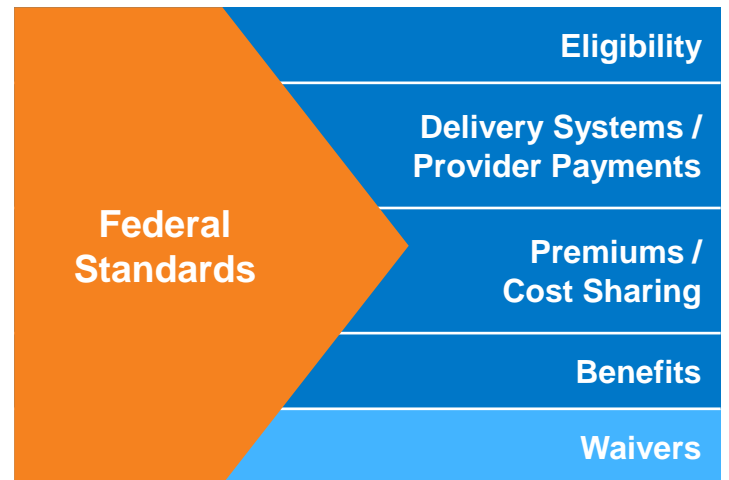


1 in 6 dollars in the health care system

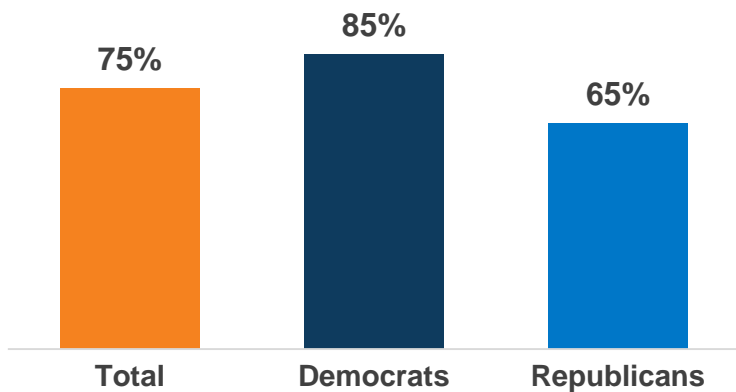


1 in 2 dollars on long-term services and supports

## States Have Flexibility in Their Medicaid Design



## National Share of Those that Hold Favorable Views of Medicaid



## National Access & Satisfaction Measures

