

1,310,000 children and adults are enrolled in South Carolina Medicaid

Among all Medicaid enrollees in South Carolina:

2 in 5 (45%) are children

1 in 5 (22%) live in a rural area

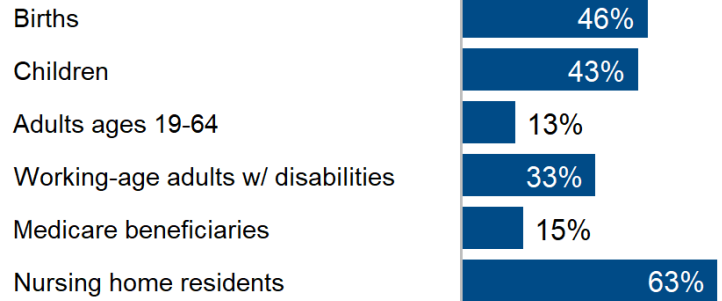
1 in 7 (15%) have three or more chronic conditions

SC expansion status: Adults in coverage gap:

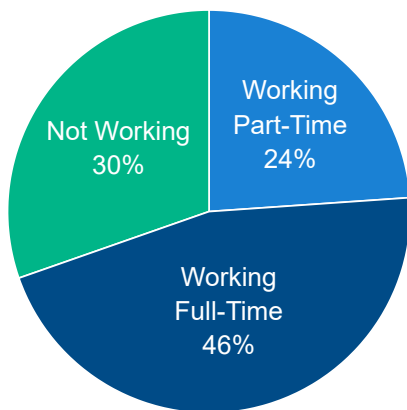
Not Adopted

65,000

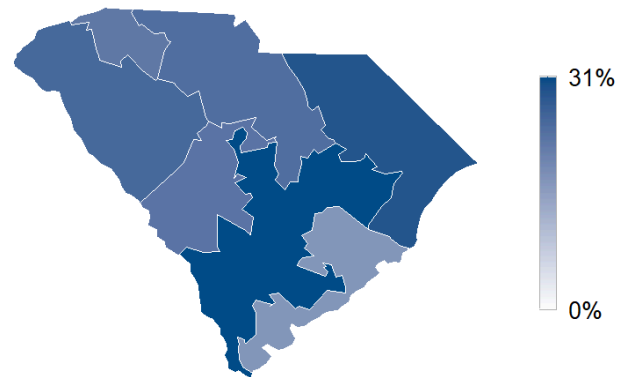
In South Carolina, Medicaid covers...



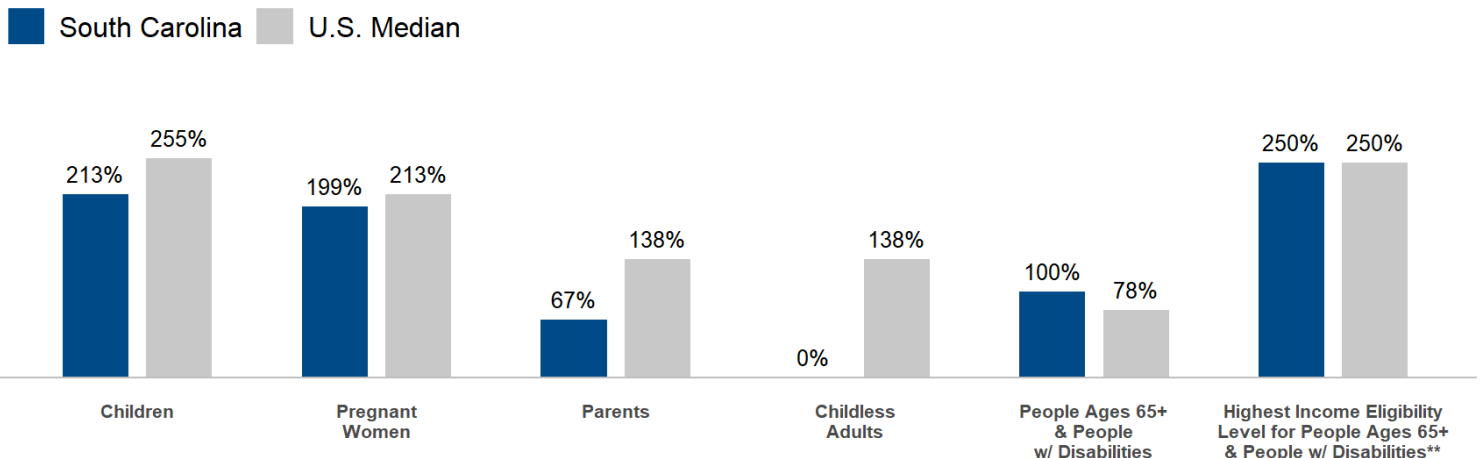
A majority (70%) of Medicaid adults are working in South Carolina



Medicaid covers from 17% to 31% of people in SC's congressional districts



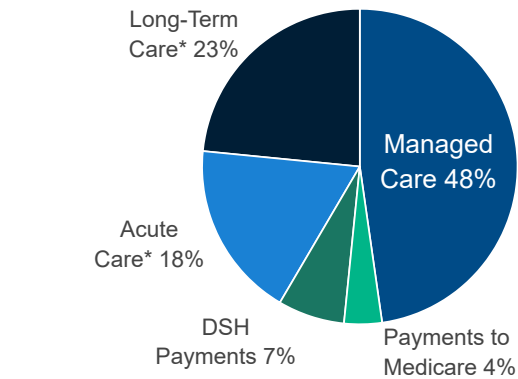
Medicaid eligibility limits as a percent of the federal poverty level (FPL)*



*The FPL in 2025 is \$26,650 for a family of three and \$15,650 for an individual.


**To qualify for Medicaid at the higher income eligibility levels, individuals must meet requirements for the buy-in program for working age people with disabilities.

Total Medicaid spending in South Carolina is \$8.9 billion



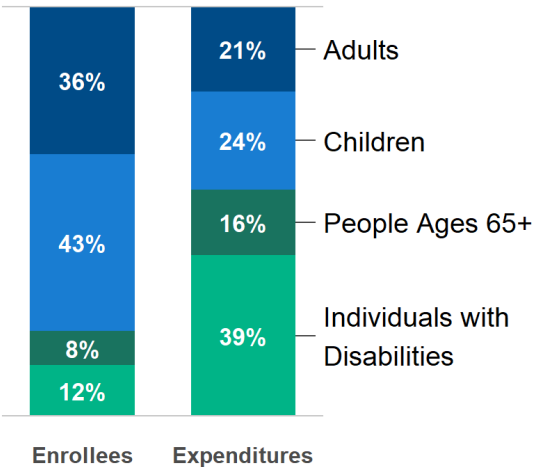
*Fee-for-Service

Financing for Medicaid is shared by states and the federal government; South Carolina receives \$6.7 billion in federal Medicaid funding



Federal funding is **75%** of total Medicaid spending in South Carolina

In South Carolina Medicaid, people ages 65+ and people with disabilities are 20% of enrollees but account for 55% of spending

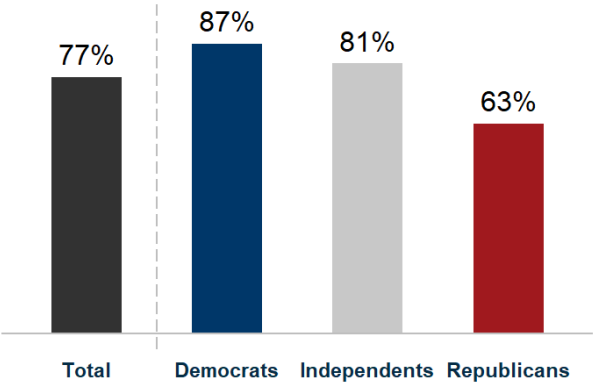


Per enrollee Medicaid spending is higher for individuals receiving institutional care

	Home care	Institutional care
Per-enrollee spending	\$26,473	\$56,471
Number of enrollees	48,100	14,800
People on waiting lists*	33,892	

*A waiting list includes people who are interested in, but are not receiving, home care.

Most Americans hold favorable views of Medicaid



Nationally, access to care is similar for adults with Medicaid and private insurance

