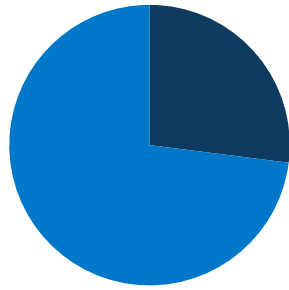
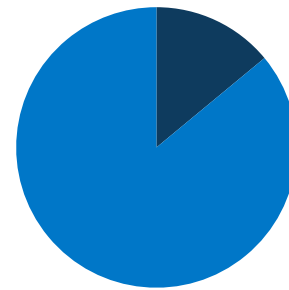


837,000
total SD population



27%
of SD
population is
low-income
(<200% FPL)



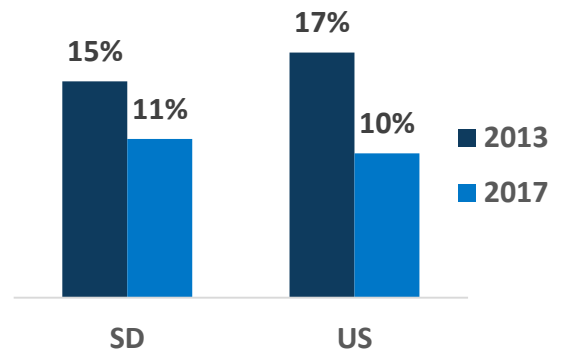
14%
of SD
population is
covered by
Medicaid/CHIP

**SD Expansion
Status:
Not Adopted**

**Adults in
Coverage Gap:
20,000**



Uninsured Rates



In SD, Medicaid Covers:

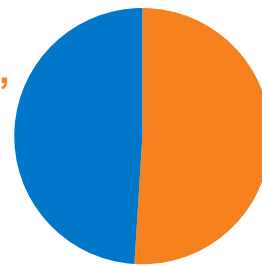
1 in 14 adults, ages 19-64

2 in 7 children

1 in 2 nursing home residents

1 in 4 individuals with disabilities

1 in 8 Medicare beneficiaries



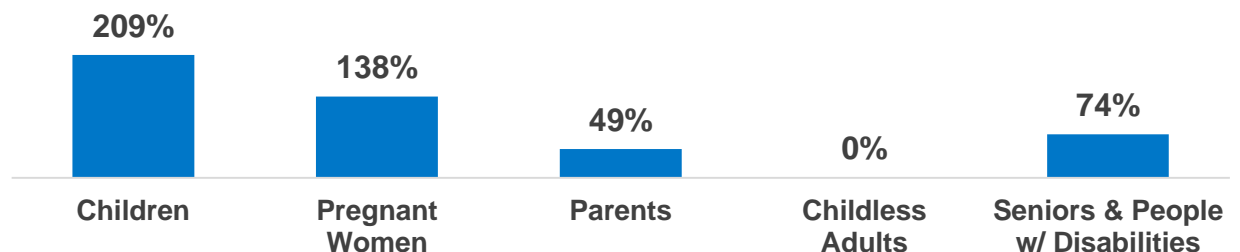
51%
of adult Medicaid enrollees are working in SD

45%
of children with special health care needs are covered by Medicaid in SD

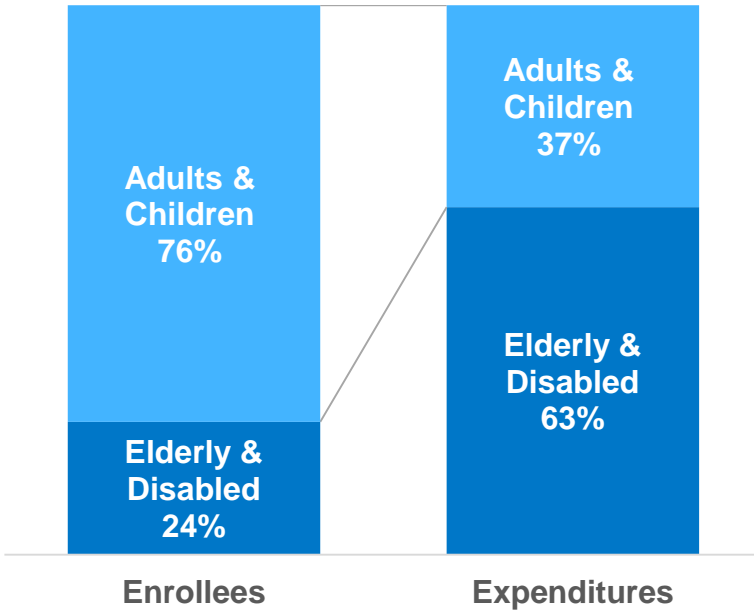


100% of FPL: \$21,330 for a family of three; \$12,490 for an individual

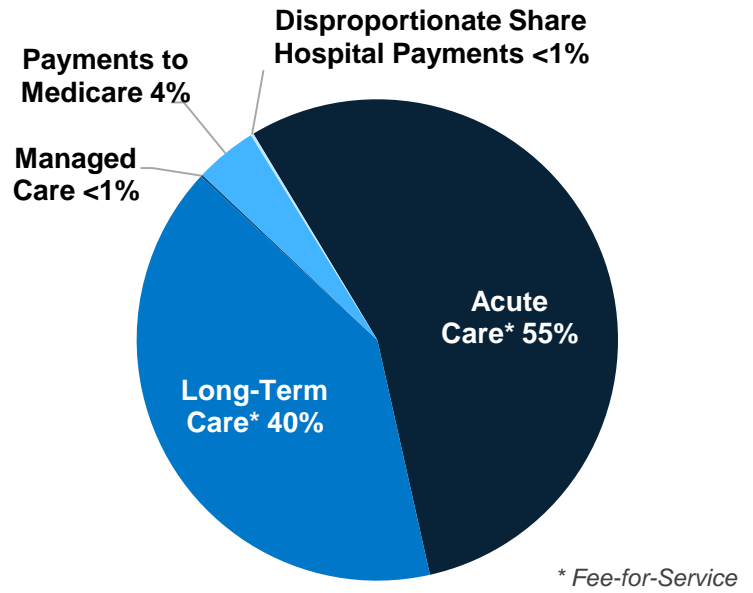
SD Eligibility Levels (as a % of FPL)



SD Medicaid Enrollees & Expenditures



Total SD Medicaid Spending by Service: \$874.8 Million



Nationally Medicaid Pays For:

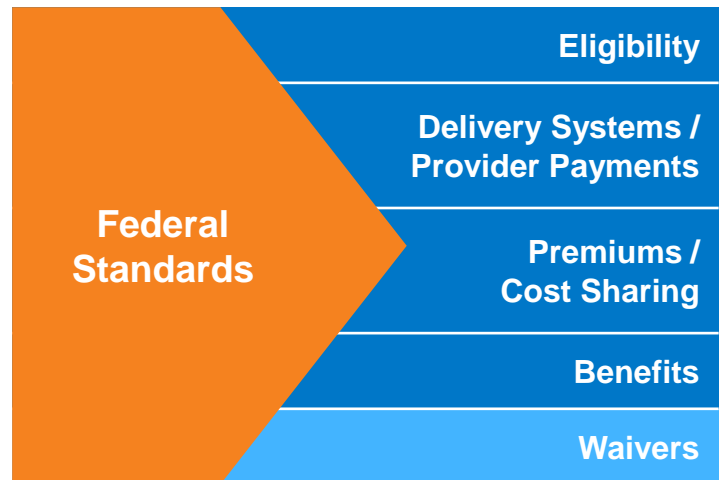


1 in 6 dollars in the health care system

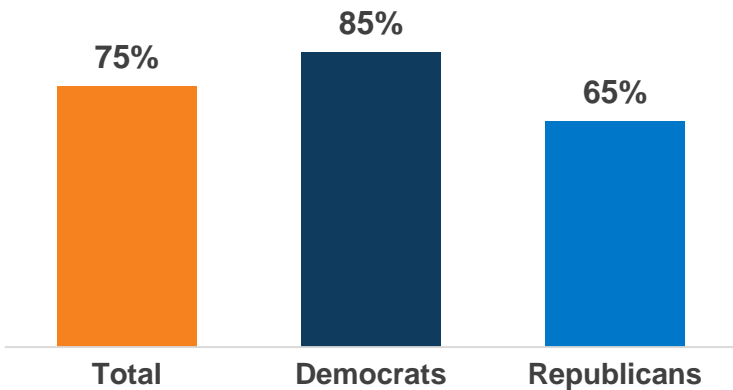


1 in 2 dollars on long-term services and supports

States Have Flexibility in Their Medicaid Design



National Share of Those that Hold Favorable Views of Medicaid



National Access & Satisfaction Measures

