

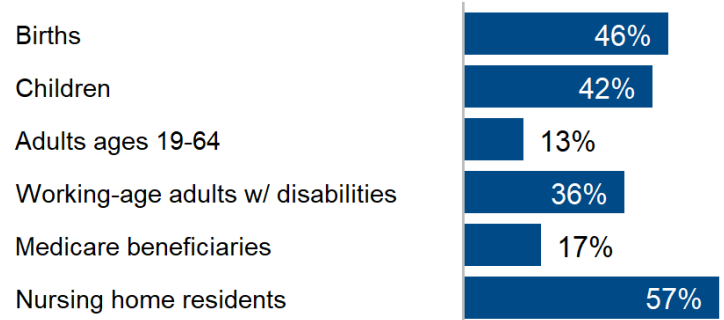
**1,524,000** children and adults are enrolled in Tennessee Medicaid

## Among all Medicaid enrollees in Tennessee:

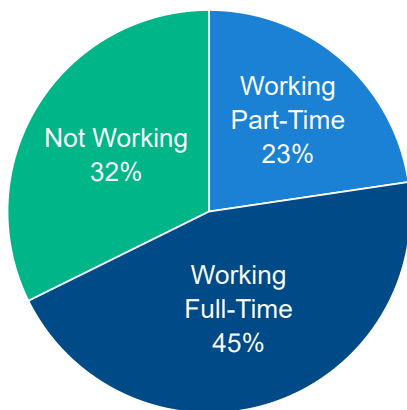
- 1 in 2 (48%)** are children
- 2 in 7 (30%)** live in a rural area
- 1 in 10 (9%)** have three or more chronic conditions

TN expansion status: **Not Adopted**      Adults in coverage gap: **81,000**

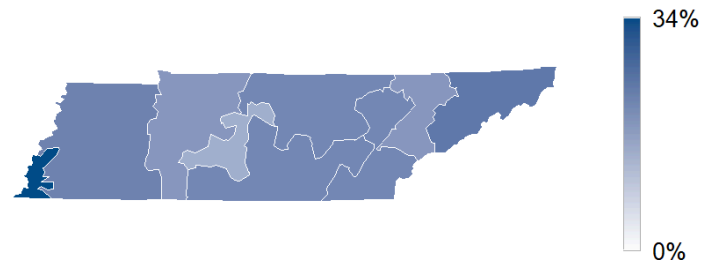
## In Tennessee, Medicaid covers...



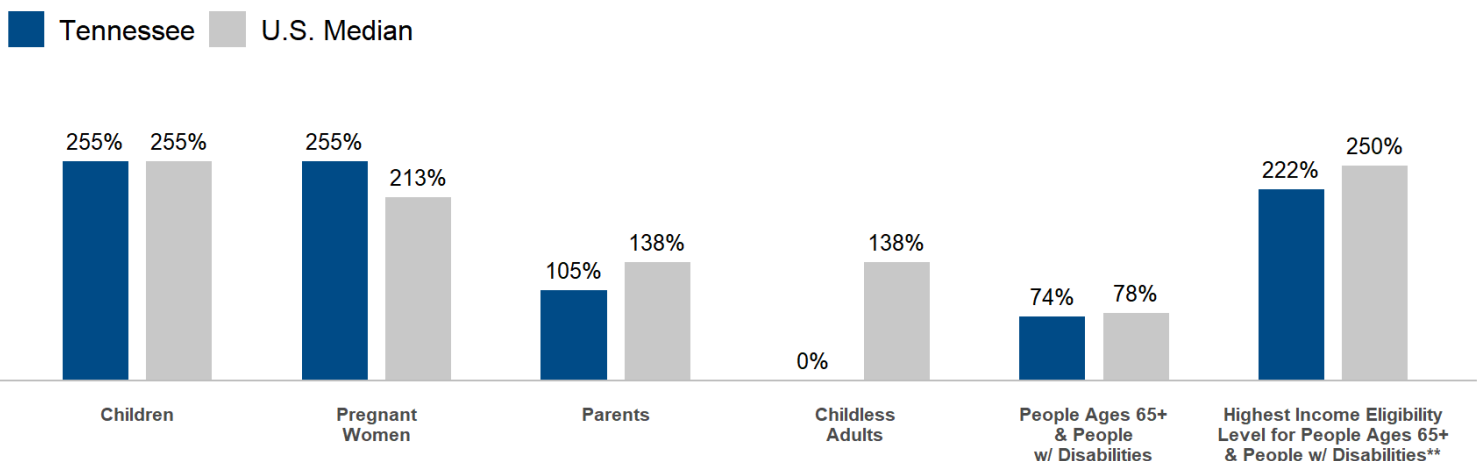
## A majority (68%) of Medicaid adults are working in Tennessee



## Medicaid covers from 14% to 34% of people in TN's congressional districts



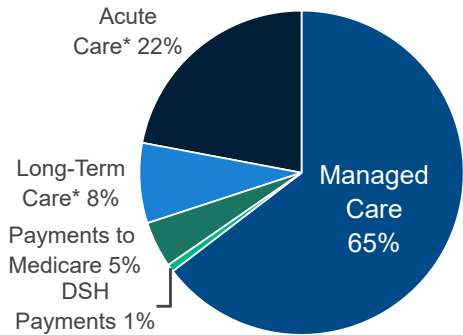
## Medicaid eligibility limits as a percent of the federal poverty level (FPL)\*



\*The FPL in 2025 is \$26,650 for a family of three and \$15,650 for an individual.


\*\*To qualify for Medicaid at the higher income eligibility levels, individuals must need an institutional level of care.

Total Medicaid spending in Tennessee is \$12.6 billion



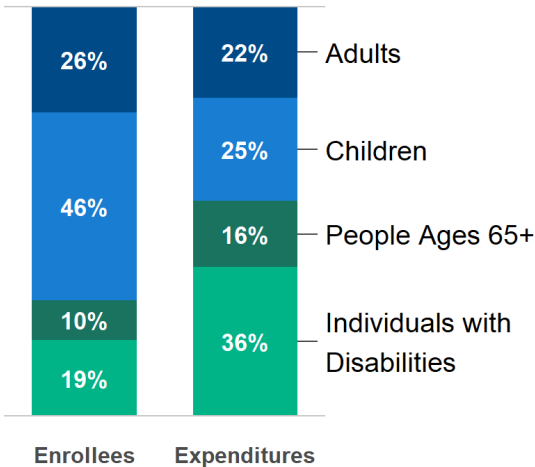
\*Fee-for-Service

Financing for Medicaid is shared by states and the federal government; Tennessee receives \$8.9 billion in federal Medicaid funding



Federal funding is 71% of total Medicaid spending in Tennessee

In Tennessee Medicaid, people ages 65+ and people with disabilities are 29% of enrollees but account for 52% of spending

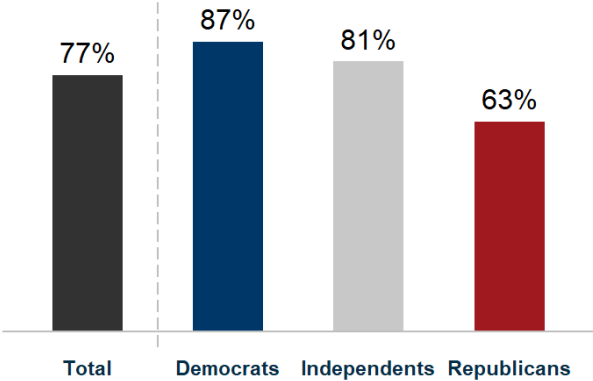


Per enrollee Medicaid spending is higher for individuals receiving home care

	Home care	Institutional care
Per-enrollee spending	\$51,158	\$49,051
Number of enrollees	29,200	28,300
People on waiting lists*	1,185	

\*A waiting list includes people who are interested in, but are not receiving, home care.

Most Americans hold favorable views of Medicaid



Nationally, access to care is similar for adults with Medicaid and private insurance

