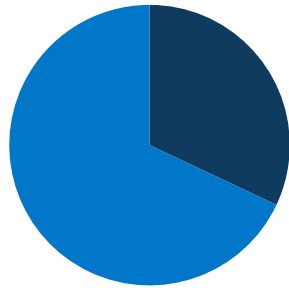
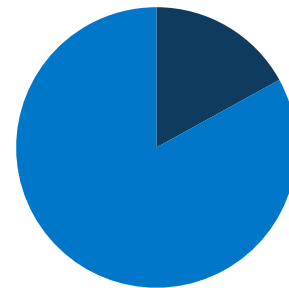


**27.6 million**  
total TX population



**32%**  
of TX population is low-income (<200% FPL)



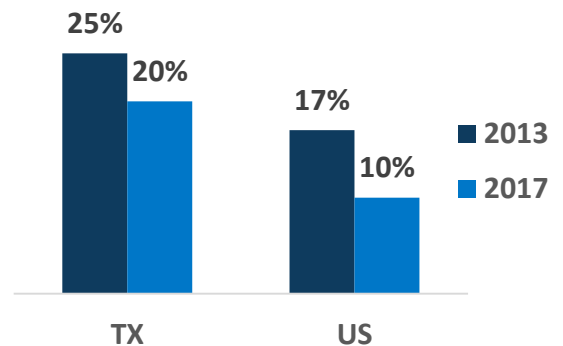
**17%**  
of TX population is covered by Medicaid/CHIP

**TX Expansion Status:**  
*Not Adopted*

**Adults in Coverage Gap:**  
**759,000**



## Uninsured Rates



## In TX, Medicaid Covers:

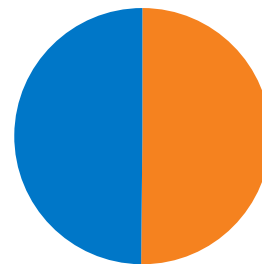
**1 in 12 adults, ages 19-64**

**2 in 5 children**

**5 in 8 nursing home residents**

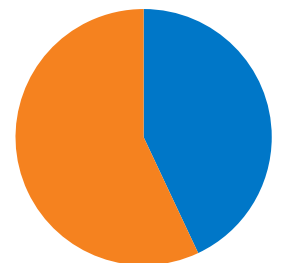
**1 in 3 individuals with disabilities**

**1 in 6 Medicare beneficiaries**



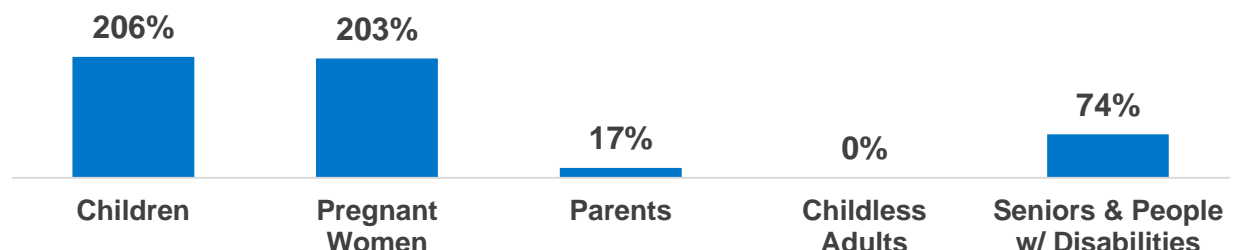
**50%**  
of adult Medicaid enrollees are working in TX

**57%**  
of children with special health care needs are covered by Medicaid in TX

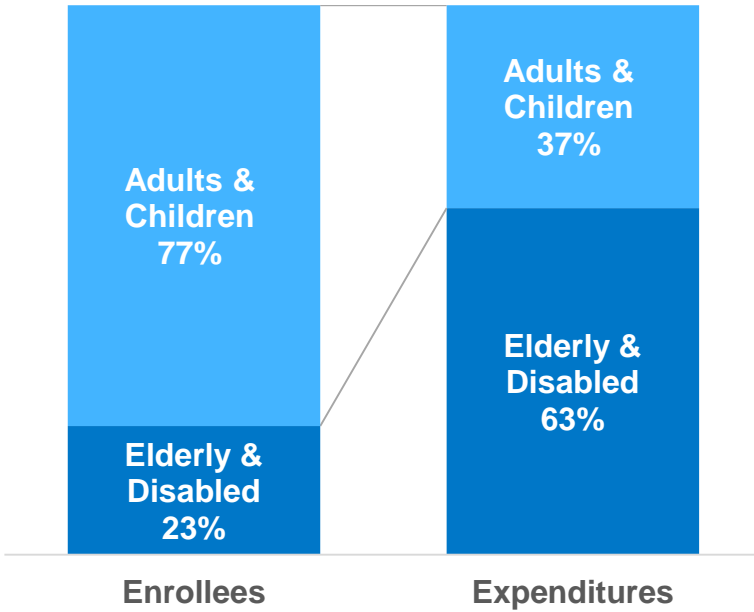


**100% of FPL: \$21,330 for a family of three; \$12,490 for an individual**

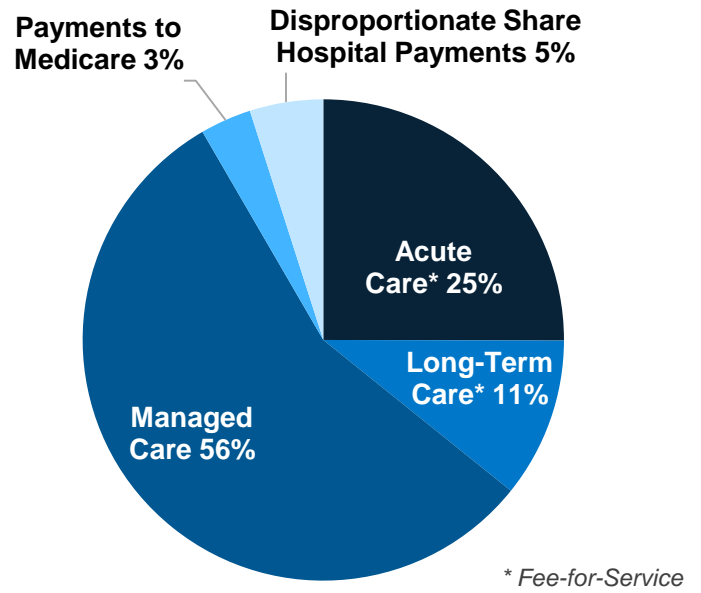
## TX Eligibility Levels (as a % of FPL)



## TX Medicaid Enrollees & Expenditures



## Total TX Medicaid Spending by Service: \$38.2 Billion



## Nationally Medicaid Pays For:

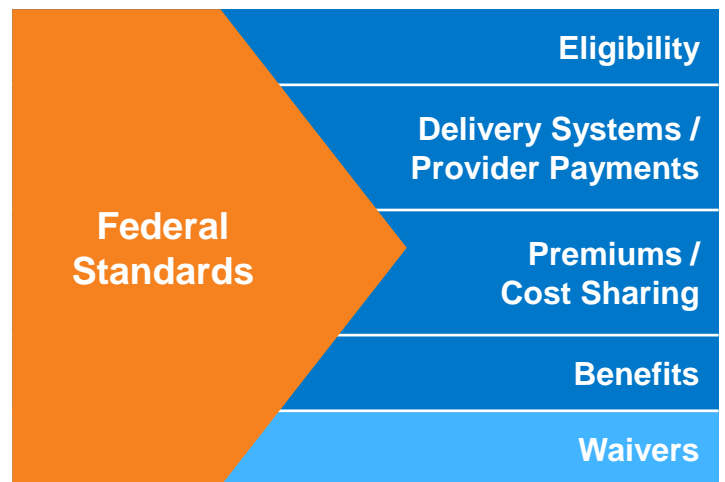


1 in 6 dollars in the health care system

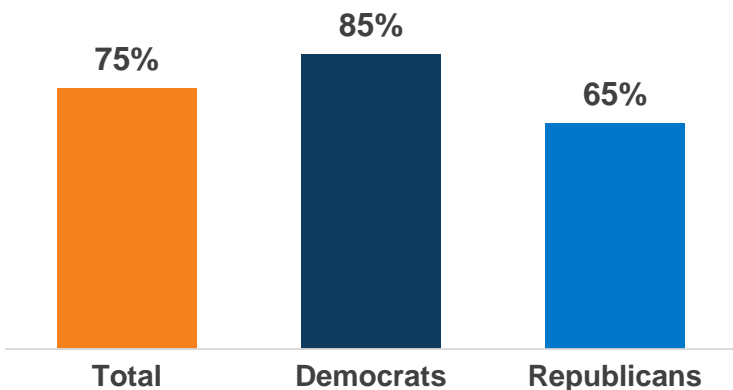


1 in 2 dollars on long-term services and supports

## States Have Flexibility in Their Medicaid Design



## National Share of Those that Hold Favorable Views of Medicaid



## National Access & Satisfaction Measures

