

83,122,000 children and adults are enrolled in United States Medicaid

Among all Medicaid enrollees in the United States:

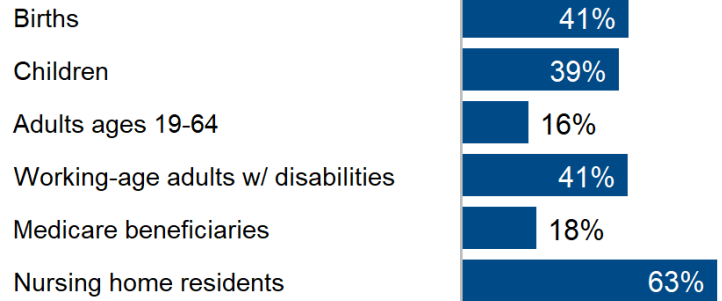
3 in 8 (38%) are children

1 in 6 (17%) live in a rural area

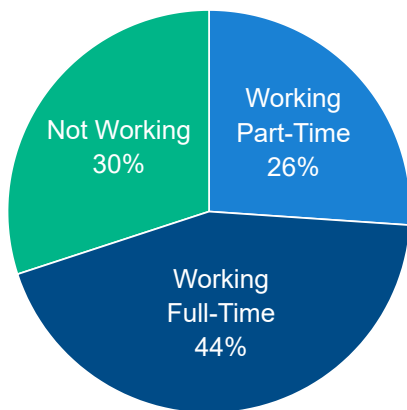
1 in 7 (15%) have three or more chronic conditions

States adopting expansion: **41 states & DC**
Adults in expansion group: **20,272,000**

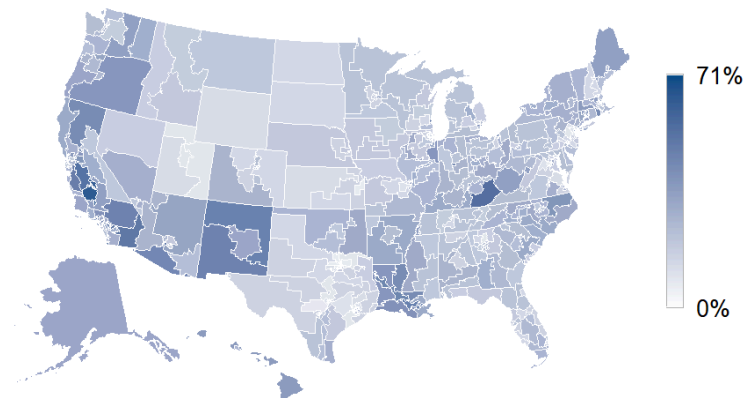
In United States, Medicaid covers...



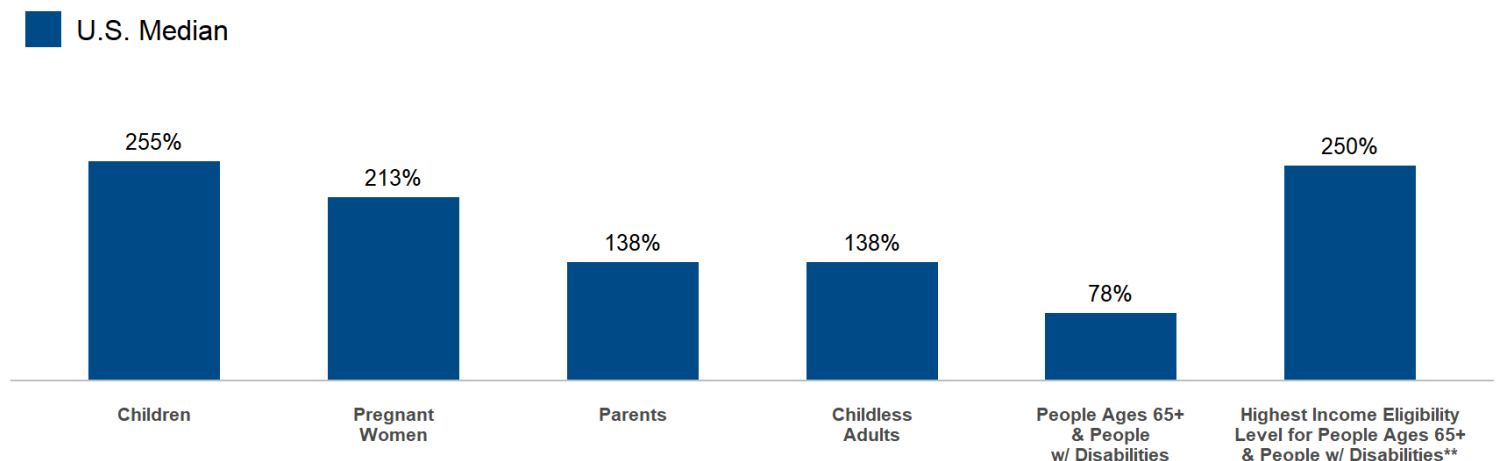
A majority (70%) of Medicaid adults are working in the United States



Medicaid covers from 7% to 71% of people in congressional districts



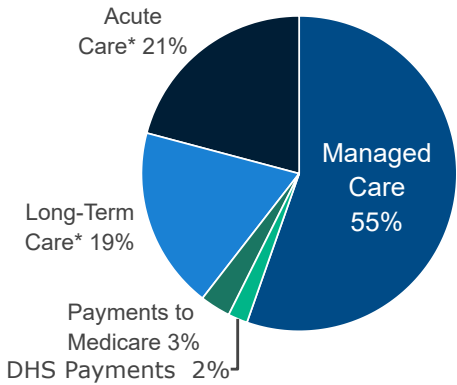
Medicaid eligibility limits as a percent of the federal poverty level (FPL)*



*The FPL in 2025 is \$26,650 for a family of three and \$15,650 for an individual.


**To qualify for Medicaid at the higher income eligibility levels, individuals must either meet requirements for the buy-in program for working age people with disabilities or need an institutional level of care.

Total Medicaid spending in the United States is \$880 billion



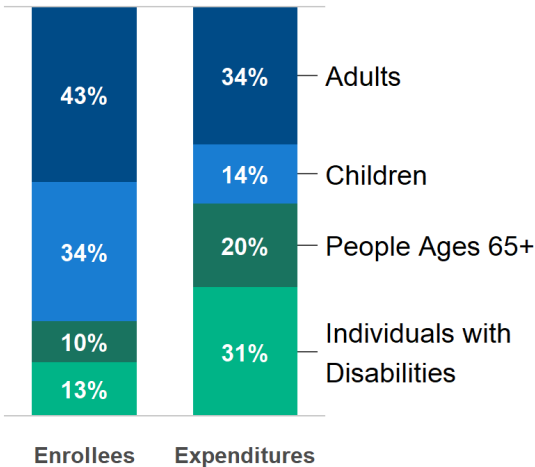
*Fee-for-Service

Financing for Medicaid is shared by states and the federal government; states receive \$606.3 billion in federal Medicaid funding



Federal funding is 69% of total Medicaid spending

Nationally, people ages 65+ and people with disabilities are 23% of Medicaid enrollees but account for 51% of spending

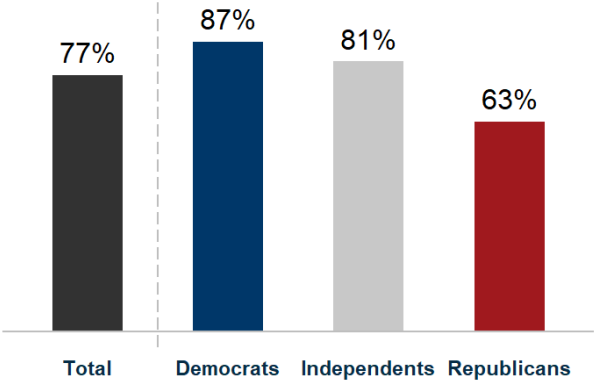


Per enrollee Medicaid spending is higher for individuals receiving institutional care

	Home care	Institutional care
Per-enrollee spending	\$37,124	\$53,337
Number of enrollees	4,258,200	1,395,300
People on waiting lists*	710,739	

*A waiting list includes people who are interested in, but are not receiving, home care.

Most Americans hold favorable views of Medicaid



Nationally, access to care is similar for adults with Medicaid and private insurance

