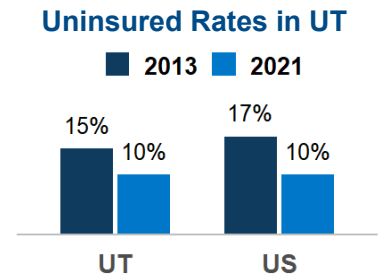
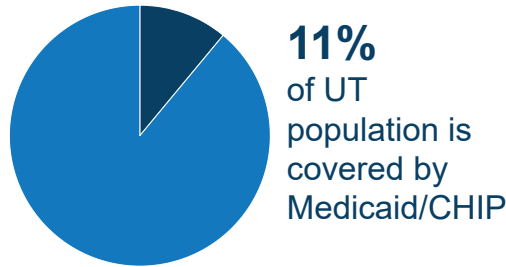
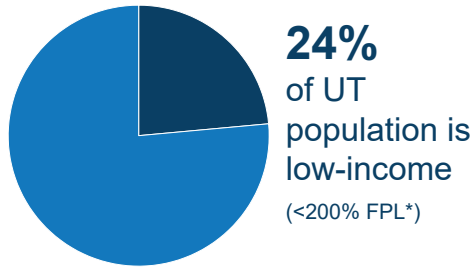


484,149 enrolled in UT Medicaid



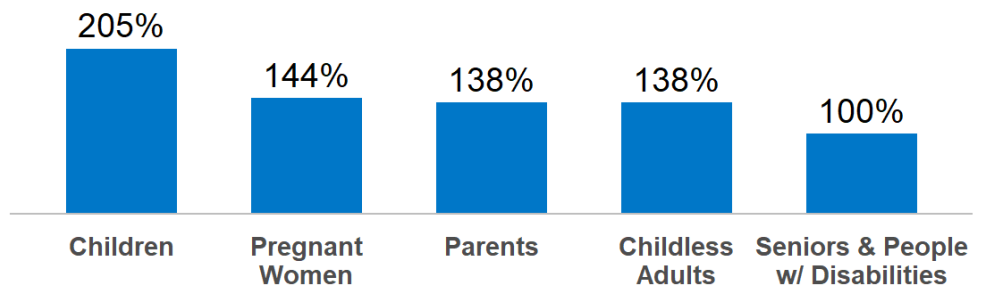
UT Expansion Status:

Adopted

Adults in Expansion Group:

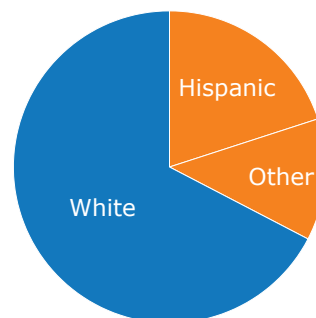
133,000

Eligibility Levels as a % of FPL*



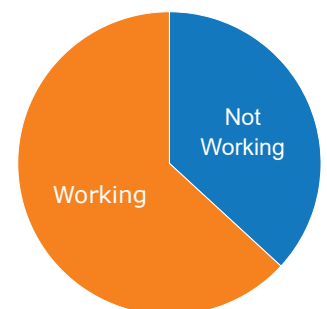
*100% of Federal Poverty Level (FPL): \$24,860 for a family of three; \$14,580 for an individual

In UT, Medicaid Covers:

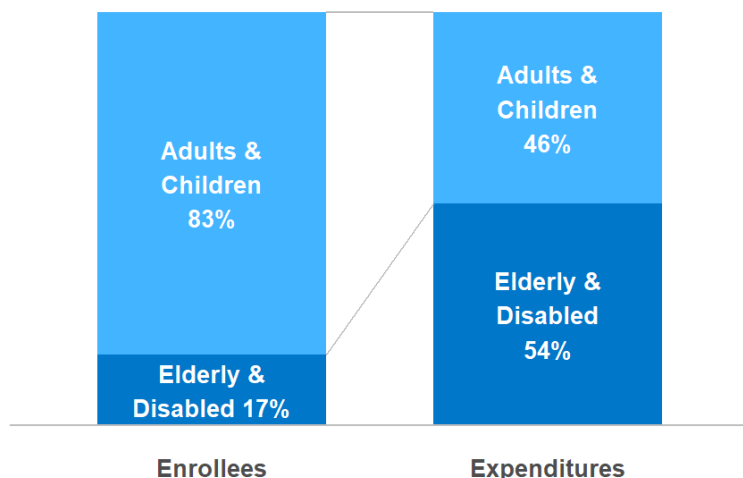


33% of non-elderly Medicaid enrollees in UT are people of color

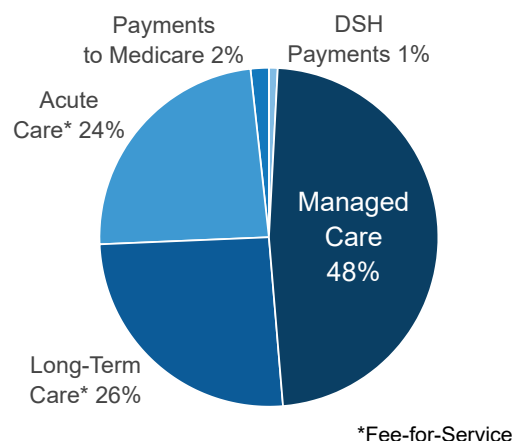
63% of adults in UT on Medicaid are working



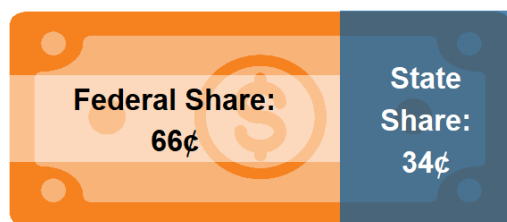
Medicaid Enrollees & Expenditures in UT



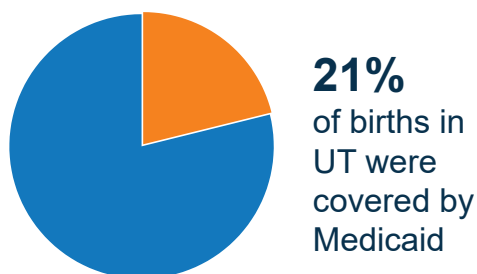
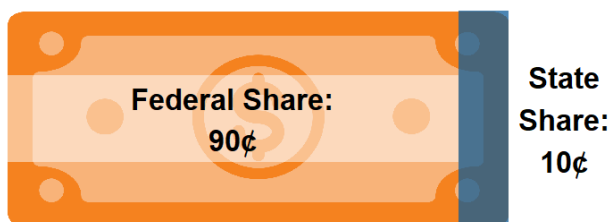
Total UT Medicaid Spending by Service: \$3.6 billion



In UT, the federal government pays **66%** of the cost of traditional Medicaid plus a 5 percentage point increase tied to the unwinding of the continuous enrollment provision that phases down and ends on December 31st, 2023



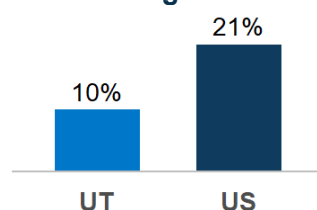
The federal government pays **90%** of the cost of the Medicaid expansion



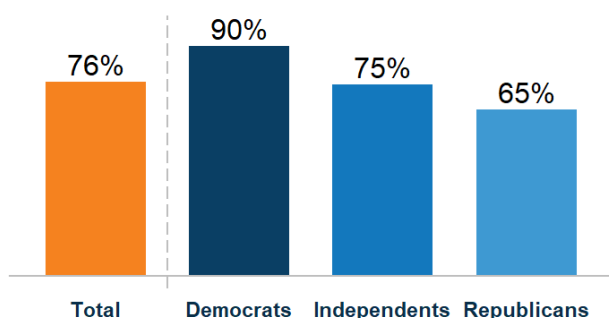
Utah **has not adopted** the Medicaid 12-month postpartum coverage extension

Utah **does not provide** 12-months of continuous Medicaid eligibility for children

Medicaid Coverage of Women Ages 15–49



National Share of Those that Hold Favorable Views of Medicaid



National Access Measures

