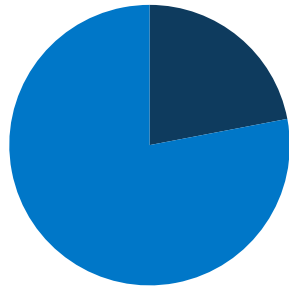
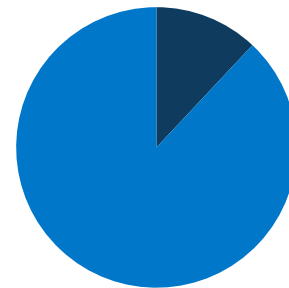


**8.1 million**  
total VA population



**22%**  
of VA population is low-income (<200% FPL)



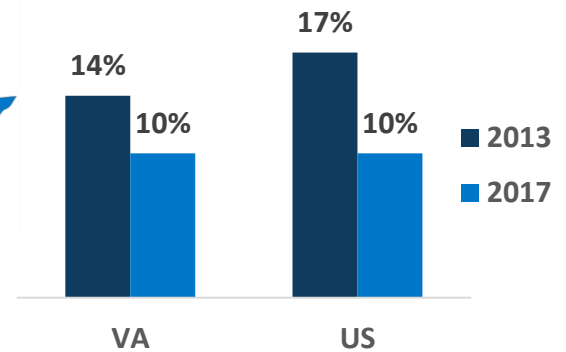
**12%**  
of VA population is covered by Medicaid/CHIP

**VA Expansion Status:**  
*Adopted*

**Expansion Implemented January 2019**



## Uninsured Rates



## In VA, Medicaid Covers:

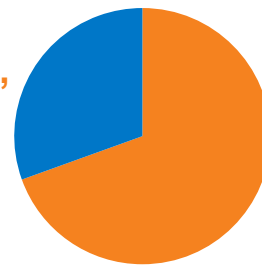
**1 in 14 adults, ages 19-64**

**1 in 4 children**

**3 in 5 nursing home residents**

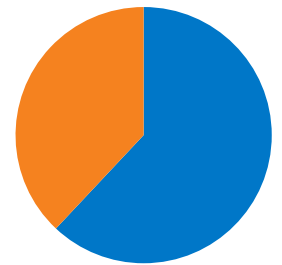
**1 in 4 individuals with disabilities**

**1 in 8 Medicare beneficiaries**



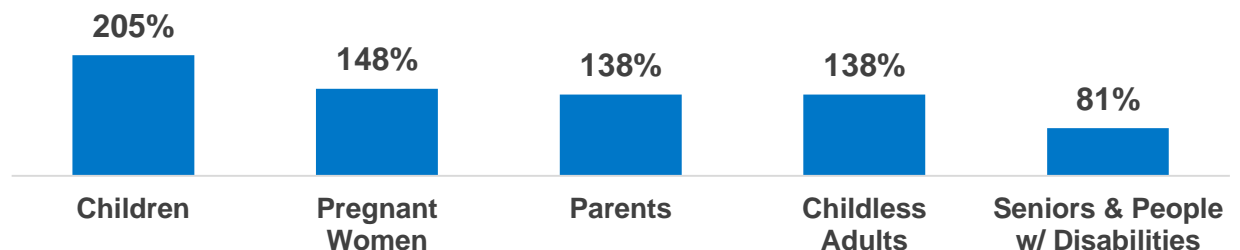
**69%**  
of adult Medicaid enrollees are working in VA

**38%**  
of children with special health care needs are covered by Medicaid in VA

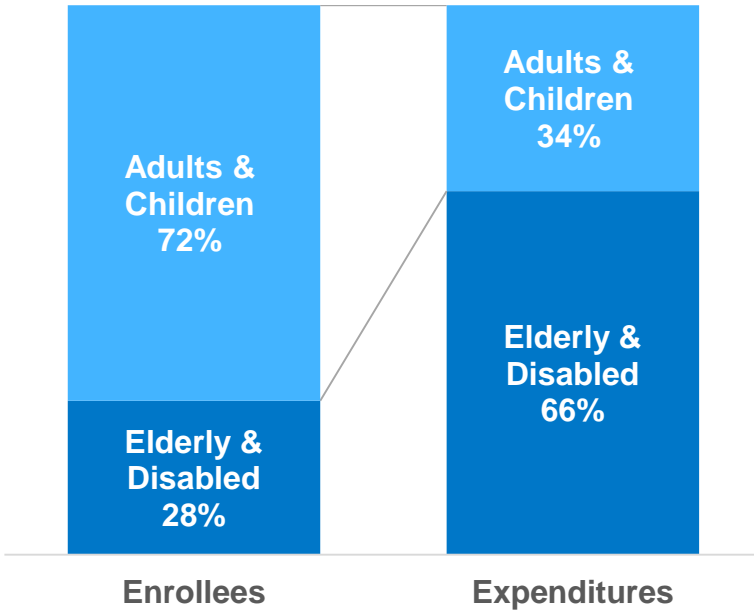


**100% of FPL: \$21,330 for a family of three; \$12,490 for an individual**

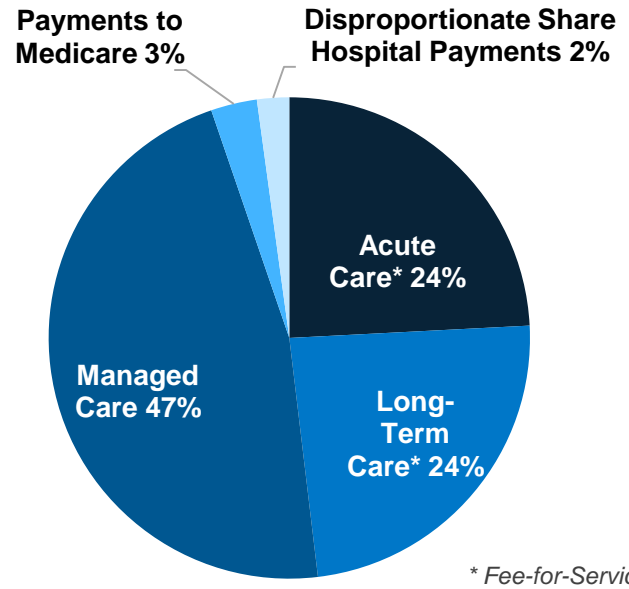
## VA Eligibility Levels (as a % of FPL)



## VA Medicaid Enrollees & Expenditures



## Total VA Medicaid Spending by Service: \$9.6 Billion



## Nationally Medicaid Pays For:

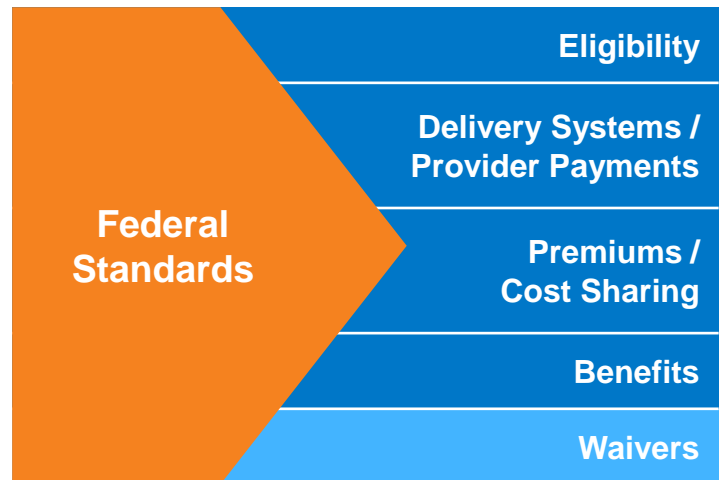


1 in 6 dollars in the health care system

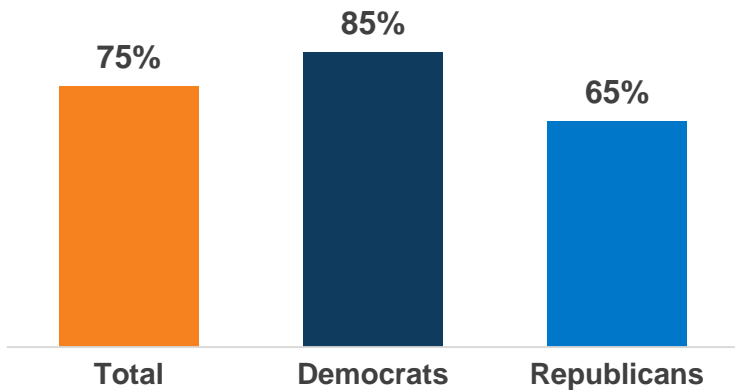


1 in 2 dollars on long-term services and supports

## States Have Flexibility in Their Medicaid Design



## National Share of Those that Hold Favorable Views of Medicaid



## National Access & Satisfaction Measures

