

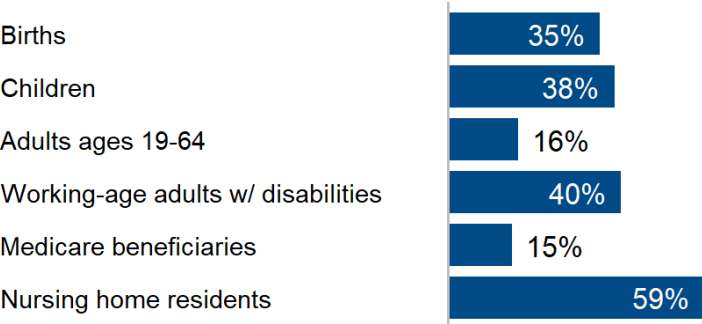
**1,860,000** children and adults are enrolled in Washington Medicaid

### Among all Medicaid enrollees in Washington:

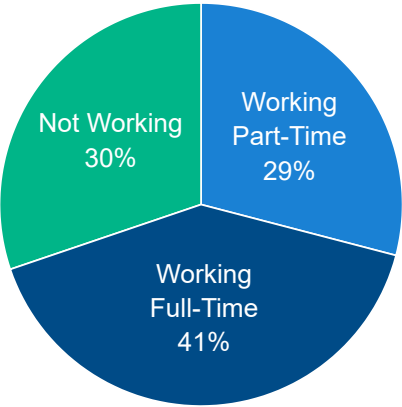
- 2 in 5 (39%) are children
- 1 in 6 (16%) live in a rural area
- 1 in 9 (12%) have three or more chronic conditions

WA expansion status: **Adopted**      Adults in expansion group: **626,000**

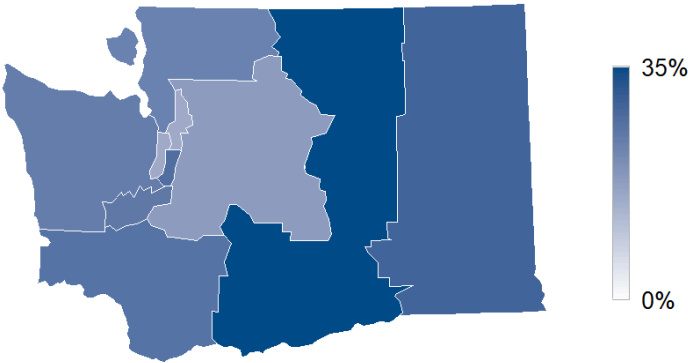
### In Washington, Medicaid covers...



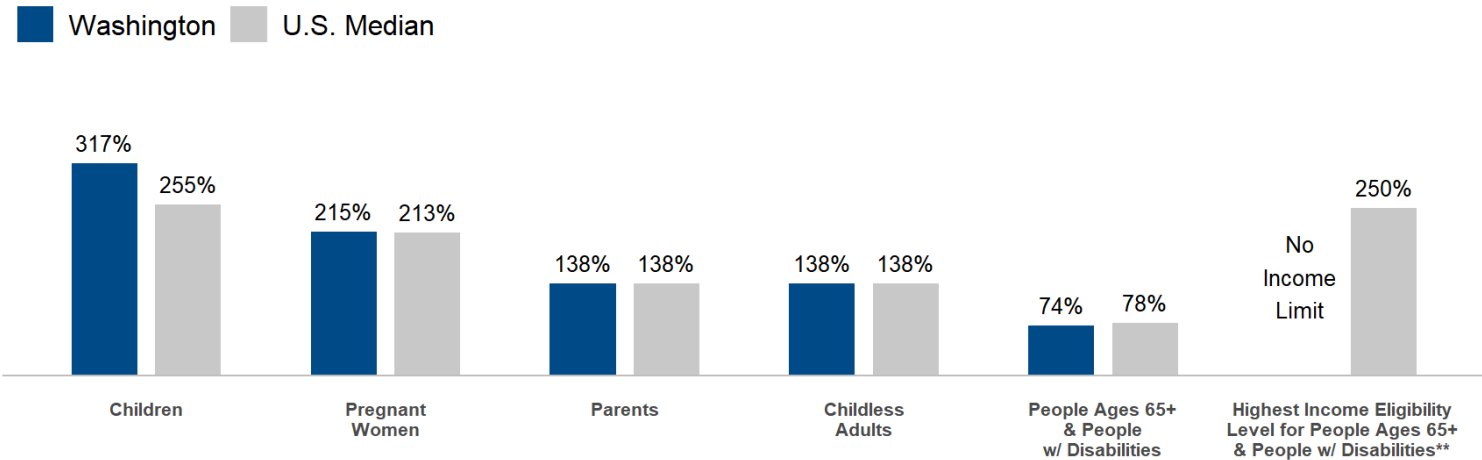
### A majority (70%) of Medicaid adults are working in Washington



### Medicaid covers from 15% to 35% of people in WA's congressional districts

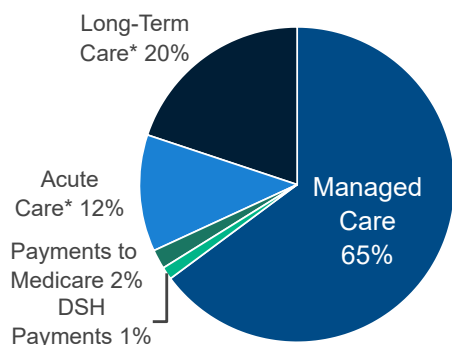


### Medicaid eligibility limits as a percent of the federal poverty level (FPL)\*




\*The FPL in 2025 is \$26,650 for a family of three and \$15,650 for an individual.  
\*\*To qualify for Medicaid at the higher income eligibility levels, individuals must meet requirements for the buy-in program for working age people with disabilities. Premiums vary by income.

**Total Medicaid spending in Washington is \$29.2 billion**



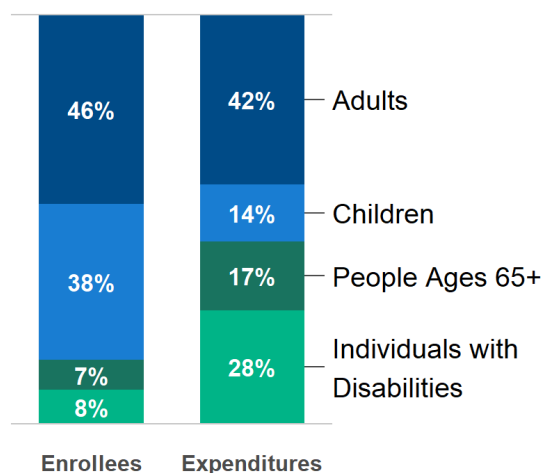
\*Fee-for-Service

**Financing for Medicaid is shared by states and the federal government; Washington receives \$20.1 billion in federal Medicaid funding**



Federal funding is **69%** of total Medicaid spending in Washington

**In Washington Medicaid, people ages 65+ and people with disabilities are 15% of enrollees but account for 45% of spending**

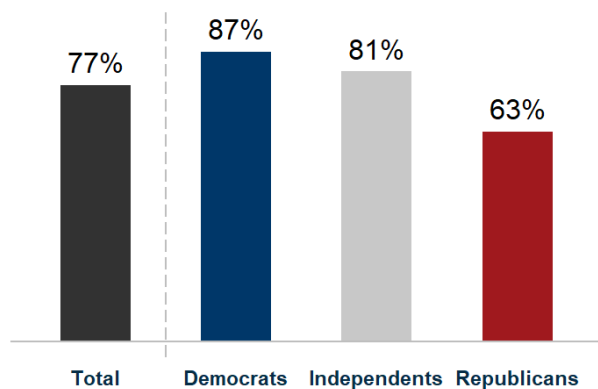


**Per enrollee Medicaid spending is higher for individuals receiving institutional care**

	Home care	Institutional care
Per-enrollee spending	<b>\$42,307</b>	<b>\$56,534</b>
Number of enrollees	<b>100,800</b>	<b>15,700</b>
People on waiting lists*	<b>11,010</b>	

\*A waiting list includes people who are interested in, but are not receiving, home care.

**Most Americans hold favorable views of Medicaid**



**Nationally, access to care is similar for adults with Medicaid and private insurance**

