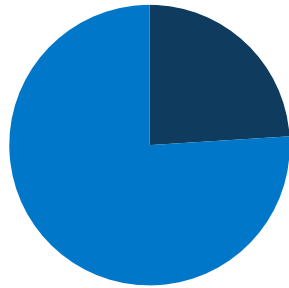
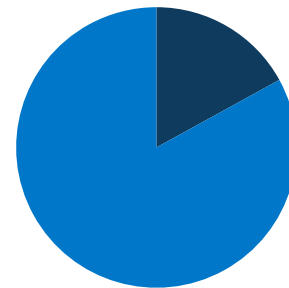


5.6 million
total WI population



24%
of WI population is low-income (<200% FPL)



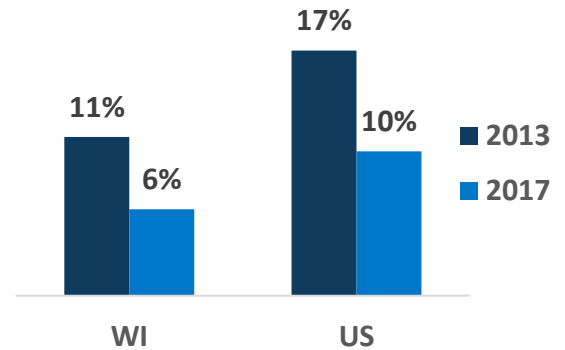
17%
of WI population is covered by Medicaid/CHIP

WI Expansion Status:
Not Adopted

Adults in Coverage Gap:
0



Uninsured Rates



In WI, Medicaid Covers:



1 in 8 adults, ages 19-64



1 in 3 children



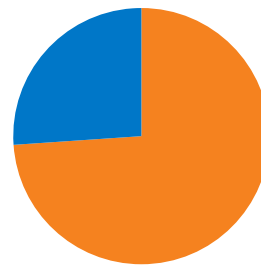
5 in 9 nursing home residents



1 in 3 individuals with disabilities

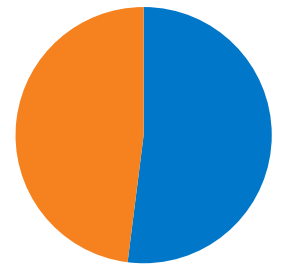


1 in 7 Medicare beneficiaries



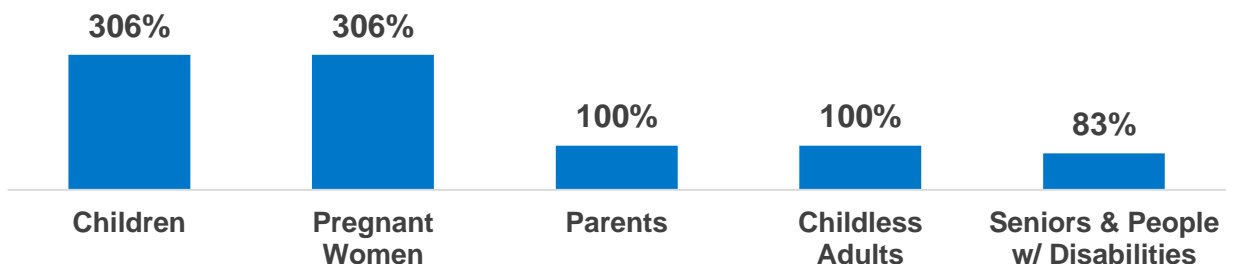
74%
of adult Medicaid enrollees are working in WI

48%
of children with special health care needs are covered by Medicaid in WI

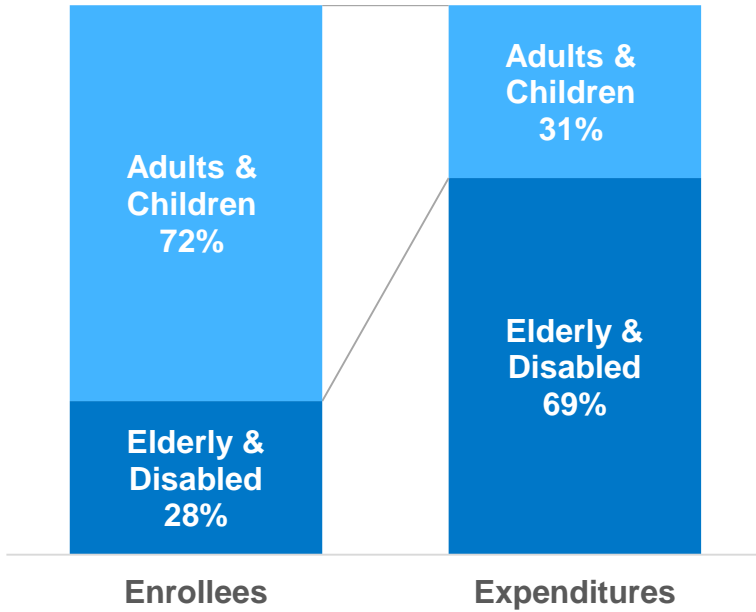


100% of FPL: \$21,330 for a family of three; \$12,490 for an individual

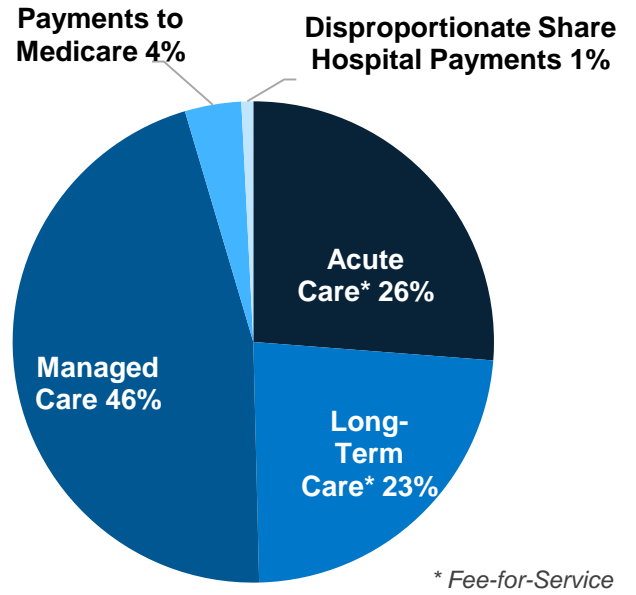
WI Eligibility Levels (as a % of FPL)



WI Medicaid Enrollees & Expenditures



Total WI Medicaid Spending by Service: \$8.8 Billion



Nationally Medicaid Pays For:

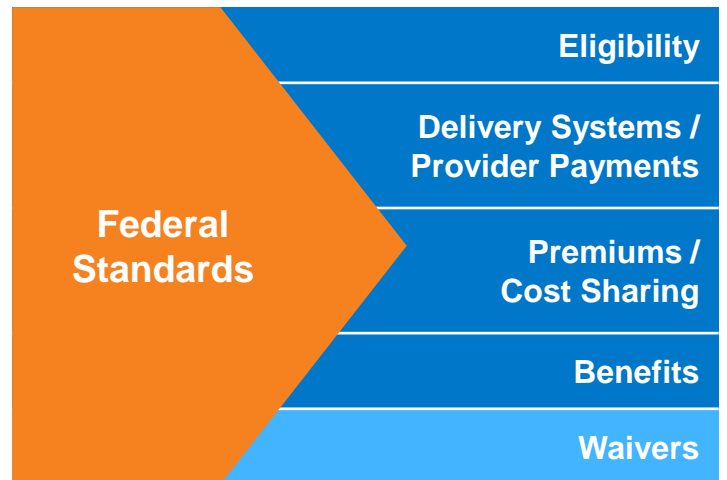


1 in 6 dollars in the health care system

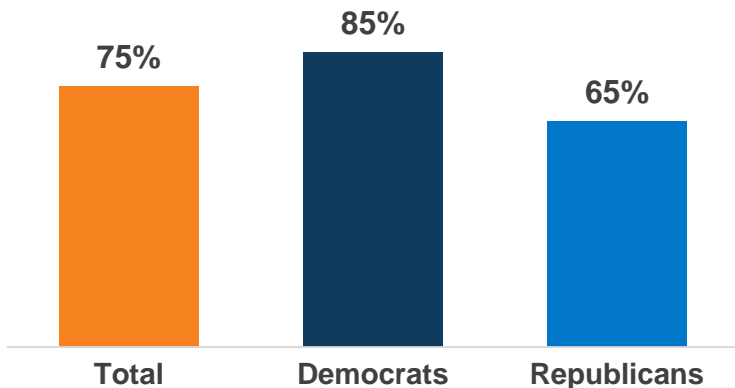


1 in 2 dollars on long-term services and supports

States Have Flexibility in Their Medicaid Design



National Share of Those that Hold Favorable Views of Medicaid



National Access & Satisfaction Measures

